

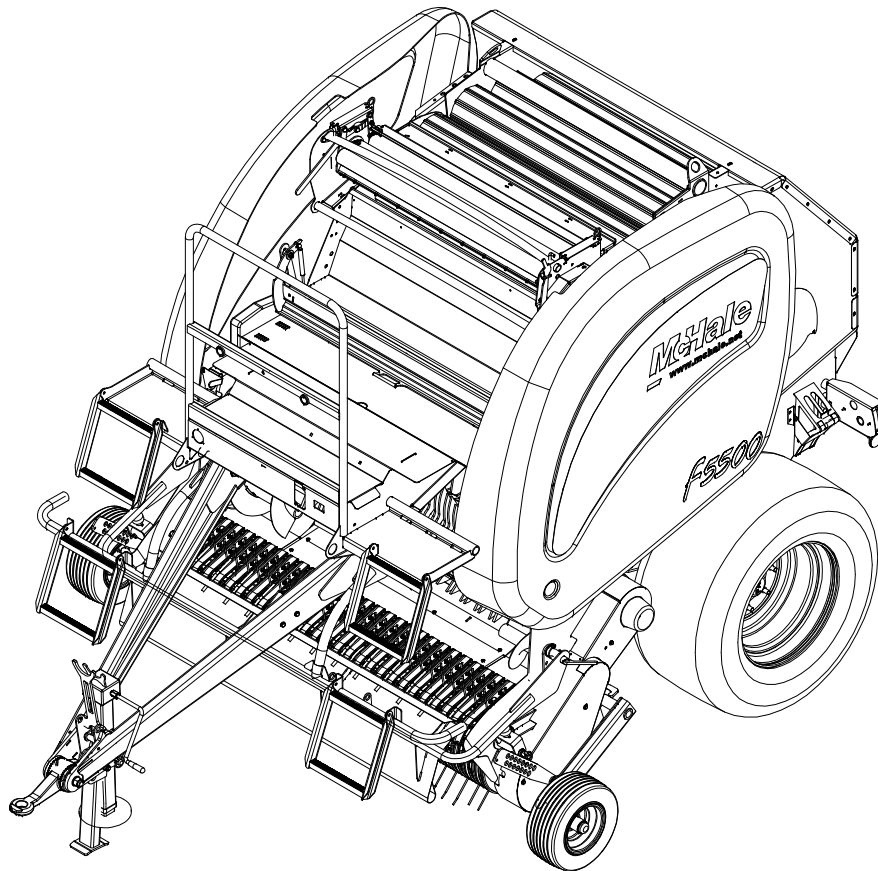
McHale *F5500*



QUALITY

I.S. EN ISO 9001:2015

NSAI Certified



F5500 **Spare Parts Book**

McHale,
Ballinrobe,
Co. Mayo, Ireland.

Tel: +353 94 9520300
Fax: +353 94 9520356
Email: sales@mchale.net
Website: www.mchale.net

This page is intentionally left blank

Introduction

The **McHale F5500** which you have purchased has been developed through years of constant research and development. Given proper care and attention the **F5500** will give years of reliable and dependable performance. However it is important that the operators manual is read and fully understood to achieve this, **before** the machine is operated. As part of this philosophy it is vital to use only **genuine McHale** replacement parts, as these are manufactured to the same high standard as the original machine. These may be obtained through your **McHale** dealer.

If any part of this manual is not fully understood, please contact your **McHale** dealer who will be able to answer any questions or queries that you might have. It is important to quote the machine serial number when requiring spare parts or technical assistance. Space is provided below to record the machine details:

Serial number:	
Year of manufacture:	
Date of delivery:	

If you require further copies of this spare parts manual please
quote part number CLT00447

Note: Parts described as left and right are done so according to the direction that the machine normally travels in.

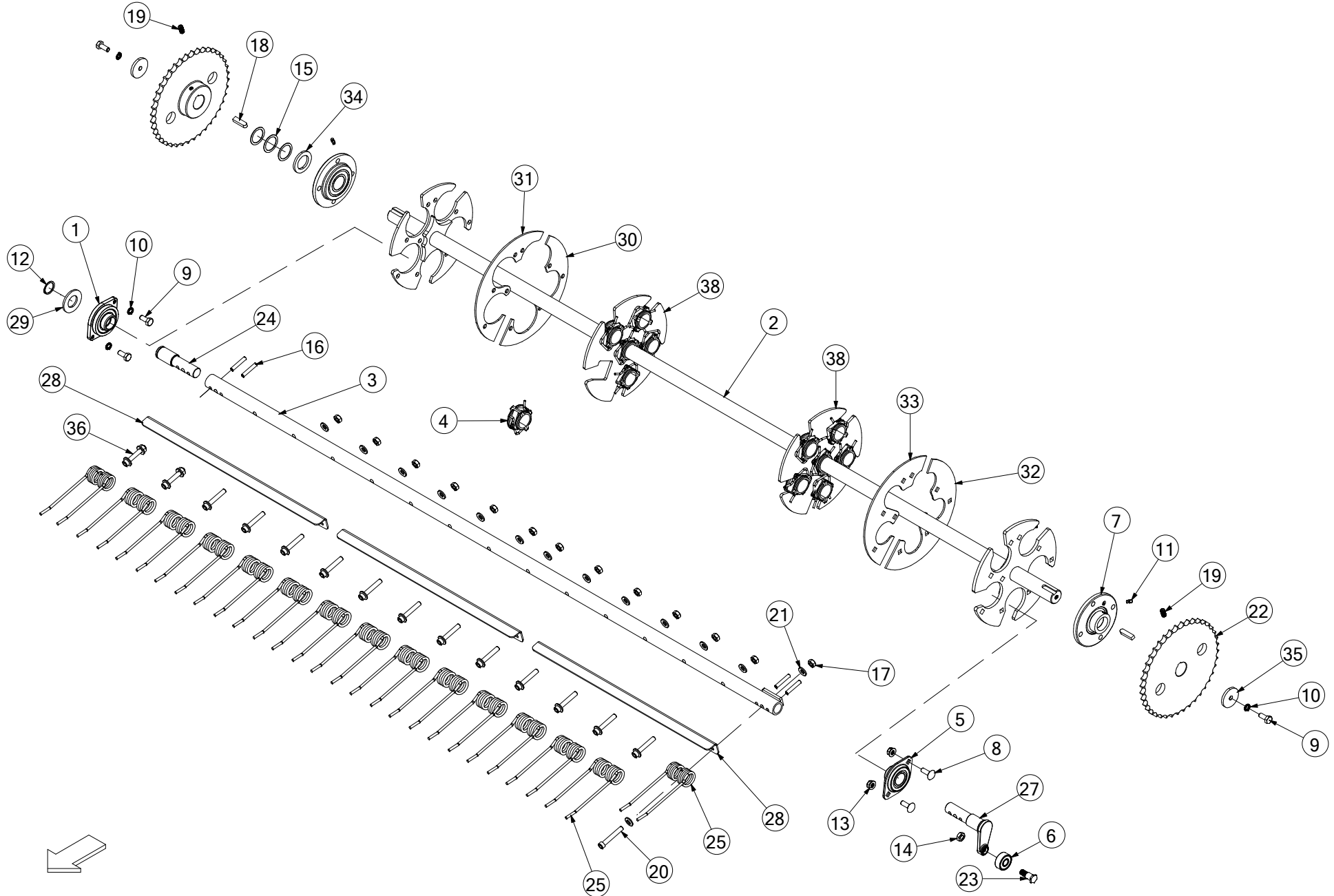
Note: Due to a policy of continuous product development and improvement *McHale Engineering* reserve the right to alter machine specifications without prior notice.

Contents

Section	Page	Document	Section	Page	Document
Pick-Up Unit			Steps & Platform (739)	50	SPD00739
Pick-up reel shaft (805)	6	SPD00805	Chassis (748)	52	SPD00748
Pick-up reel shaft flex [Camless] (977)	8	SPD00977	Bale dropper (750)	54	SPD00750
Pick-up reel chassis (804)	10	SPD00804	Axle roller option (1183)	56	SPD01183
Pick-up reel chassis flex [Camless] (978)	12	SPD00978	Axle & wheels (749)	58	SPD00749
Pick-up 3 (898)	14	SPD00898	Axle braked (838)	60	SPD00838
Pick-up 4 (896)	16	SPD00896	Axle brake actuator brackets (754)	62	SPD00754
Pick-up 5 (897)	18	SPD00897	Handbrake F5000 (847)	64	SPD00847
Pick-up drop floor [Up to Serial No 710801 (F5) 803232 (V6) 900299 (Vario)] (753)	20	SPD00753	Air brake kit F5000 (764)	66	SPD00764
Pick-up drop floor suspension (971)	22	SPD00971	Chains & Belts (751)	68	SPD00751
Pick-up drop floor select (803)	24	SPD00803	Panels (747)	70	SPD00747
Pick-up drop floor suspension select (976)	26	SPD00976	Bale chamber		
Crop roller [On Fusion-F5-V6 from Serial No 655681-706661-800616] (775)	28	SPD00775	Front Chamber RHS (741)	72	SPD00741
Crop roller double (966)	30	SPD00966	Front chamber LHS (742)	74	SPD00742
Crop roller triple [From Serial No, (F5) 712699 & (V6) 805523] (1134)	32	SPD01134	Rear chamber door RHS (745)	76	SPD00745
PTO shaft & Gearbox			Rear chamber door LHS (746)	78	SPD00746
PTO Shaft 540rpm Standard Duty [491]	34	SPD00491	Chain tensioners (744)	80	SPD00744
PTO Shaft 540rpm Heavy Duty [From Serial No 662277 / 900212] (1204)	36	SPD01204	Slatted Roller No.1A (731)	82	SPD00731
PTO Shaft 1000rpm (1145)	38	SPD01145	Std Ribbed Roller Type-B (732)	84	SPD00732
Gearbox 1 (134)	40	SPD00134	Std Ribbed Roller Type-C (733)	86	SPD00733
Gearbox 2 [540 RPM] (135)	42	SPD00135	Ribbed roller Type-D (734)	88	SPD00734
Gearbox 3 [1000 RPM] (1132)	44	SPD01132	Ribbed Roller Type-E (735)	90	SPD00735
Chassis			Netter [Up to Serial No 708066]		
Drawbar (952)	46	SPD00952	Netter 1 (737)	92	SPD00737
Screw type jack (349)	48	SPD00349	Netter 2 (738)	94	SPD00738
			Net Tensioner (740)	96	SPD00740
			Netter [From Serial No 708067]		
			Netter 1 (903)	98	SPD00903

Section	Page	Document	Section	Page	Document
Netter 2 (856)	100	SPD00856			
Net tensioner (902)	102	SPD00902			
Hydraulics & Electrics					
Hydraulic layout F5500 (802)	104	SPD00802			
Valve knives & floor [Used on all F5500 & on V660 from Serial No 800276+] (801)	106	SPD00801			
Hydraulic valve chamber door (178)	108	SPD00178			
Hydraulic rams pick-up reel CRA00186 (182)	110	SPD00182			
Hydraulic rams chamber door CRA00557 (183)	112	SPD00183			
Oil & Grease systems 1 (186)	114	SPD00186			
Oil & Grease systems 2 (187)	116	SPD00187			
Electrical control [Up to Serial No 709205] (759)	118	SPD00759			
Electrical control [From Serial No 709206] (946)	120	SPD00946			
G-Wiz control unit (1076)	122	SPD01076			
Electrical lighting kit (760)	124	SPD00760			
Camera & monitor kit (1079)	126	SPD01079			
Decals					
Decals 1 (755)	128	SPD00755			
Decals 2 (756)	130	SPD00756			
Decals 3 (757)	132	SPD00757			
Decals 4 (758)	134	SPD00758			

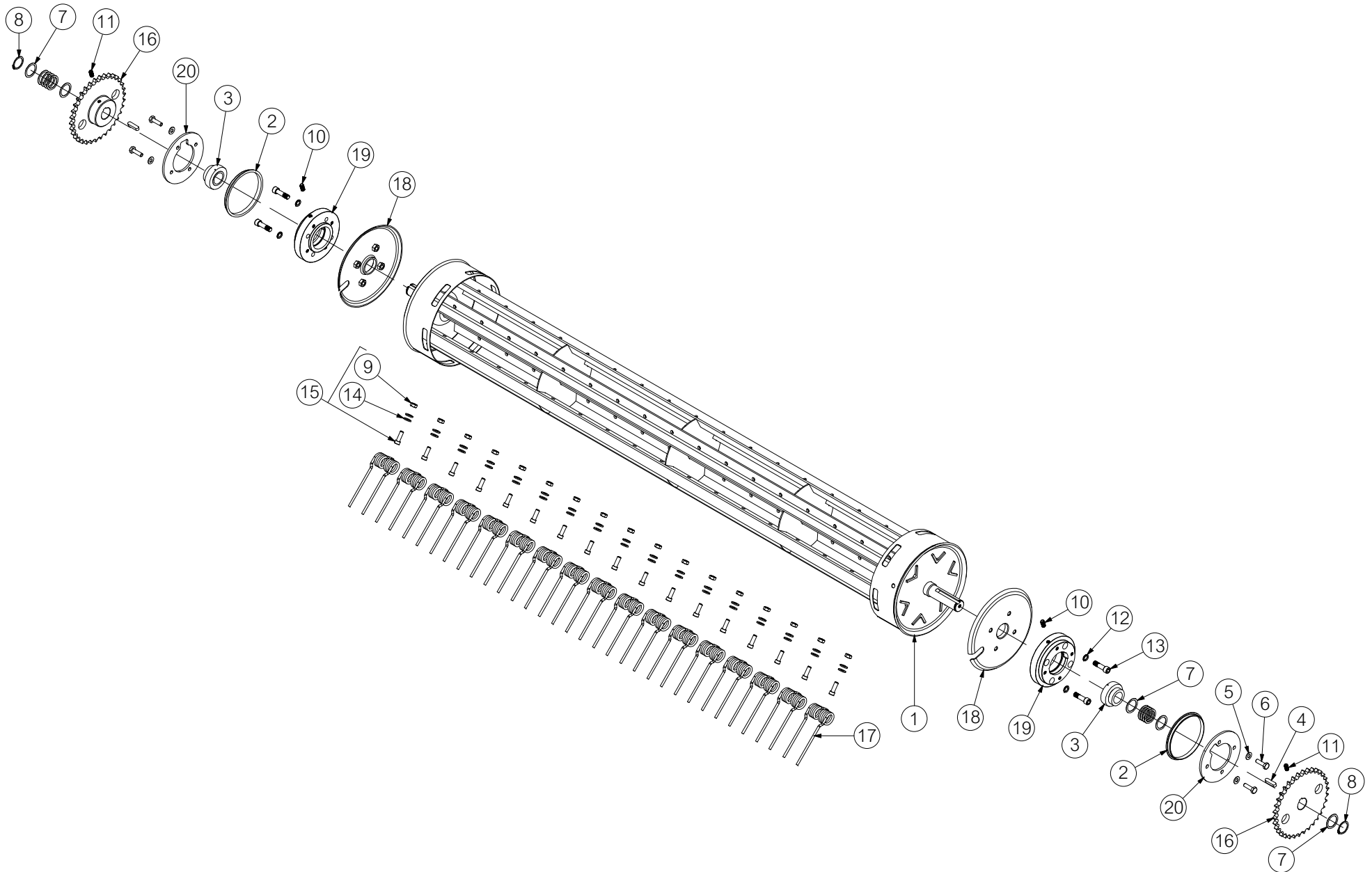
Pick-up reel shaft (805)



No.	Part No	Description	Qty
1	ACH02226	REEL BEARING FLOATING ASSY	5
2	ACN00046	PICK UP REEL SHAFT ASSY 5 BAR	1
<i>5 TINE BAR REEL (OLDER 4 TINE BAR REEL MACHINES SHOULD ORDER ACH00309 INSTEAD)</i>			
3	ALA00046	TINE BAR ASSY REEL	5
4	ALA00177	BUSHING CENTER (ASSY) REEL	12
5	CBR00072	BEARING INA 2 BOLT RAE 30 NPPB	5
6	CBR00081	BEARING CAM INA LR 5202 NPPU	5
7	CBR00092	BEARING CIRCR FLNGE INA PME 35	2
8	CFA00017	SETSCREW M10X30 CUP SQ Z/P	10
9	CFA00024	SETSCREW M10X25 Z/P	12
10	CFA00137	WASHER SPRING 10MM H.D Z/P	12
11	CFA00217	GREASE NIPPLE M6X1.0 ST	2
12	CFA00402	CIRCLIP 30MM EXTERNAL	5
13	CFA00443	NUT M10 SERRATED FLANGE (DIN 6923)	10
14	CFA00446	NUT M12 HEXAGON LOCK/HALF NUT	5
15	CFA00512	SHIM 35X45X1.0 Z/P	3
16	CFA00538	SPIROL PIN 8X45 S/C	20
17	CFA00541	NUT M10 BRINKS SELF LOCKING	5
18	CFA00239	KEY 10X8X40 STRAIGHT	2
19	CFA00625	M10 x 20 GRUBSCREW	2
20	CFA00725	BOLT M10X65 SOC CAP	5
21	CFA02244	TINE BOLT WASER FOR P/U REEL	10
22	CMH00621	PLATWEHEEL 3/4" PITCH 40 T	2
23	CMH00672	BOLT SHOULDER 3/4" H	5
24	CMH00843	SHAFT 30X125 STEPPED & C-HOLES	5
25	CTN00008	TINE PICK UP REEL BALER	75
27	CTP00251	CAM AXLE (FORGED)	5
<i>REPLACES ACH00310 CAM AXLE WELD</i>			
28	CZC05674	3MM L PU TINE BAR ANGLE 5 HOLE W/T SLOTS	15
<i>OLDER MACHINES USING 1x ITEM 38 USED 5x CZC02139 & 5x CZC02140 UP TO SERIAL No 709518 (F5), 802179 (V6)</i>			
29	CZD02325	4MM L WASHER 30X58X4 Z/P	5
30	CZD04424	4MM L GRASS GUARD 5 TINE BAR REEL	1
31	CZD04425	GRASS GUARD 5 TINE BAR REEL	1
<i>USED ON 5 TINE BAR REEL ONLY (SHOWN)</i>			
31	CZD02285	4MM L REEL GRASS PLATE 4 TINE	4
<i>USED ON 4 TINE BAR REEL ONLY</i>			
32	CZD04701	4MM L REEL SHAFT BOLT ON END PLATE	1
33	CZD04702	4MM L REEL SHAFT BOLT ON END PLATE	1
34	CZE00156	5MM L WASHER 35X55X5 Z/P	1
35	CZF02215	6MM L WASHER 10.5X50X6 Z/P	2
36	KST00058	KIT BOLTS FOR PICKUP TINES X10	7
<i>INCLUDES BOLTS, NUTS & WASHERS (SOLD IN MULTIPLES OF 10)</i>			
38	APU00005	5 TINE CENTER DISK REPAIR KIT	2
<i>(INCLUDES ITEM 4) QTY WAS 1x PRIOR TO SERIAL No 709518 (F5), 802179 (V6)</i>			

No.	Part No	Description	Qty
-----	---------	-------------	-----

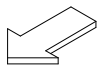
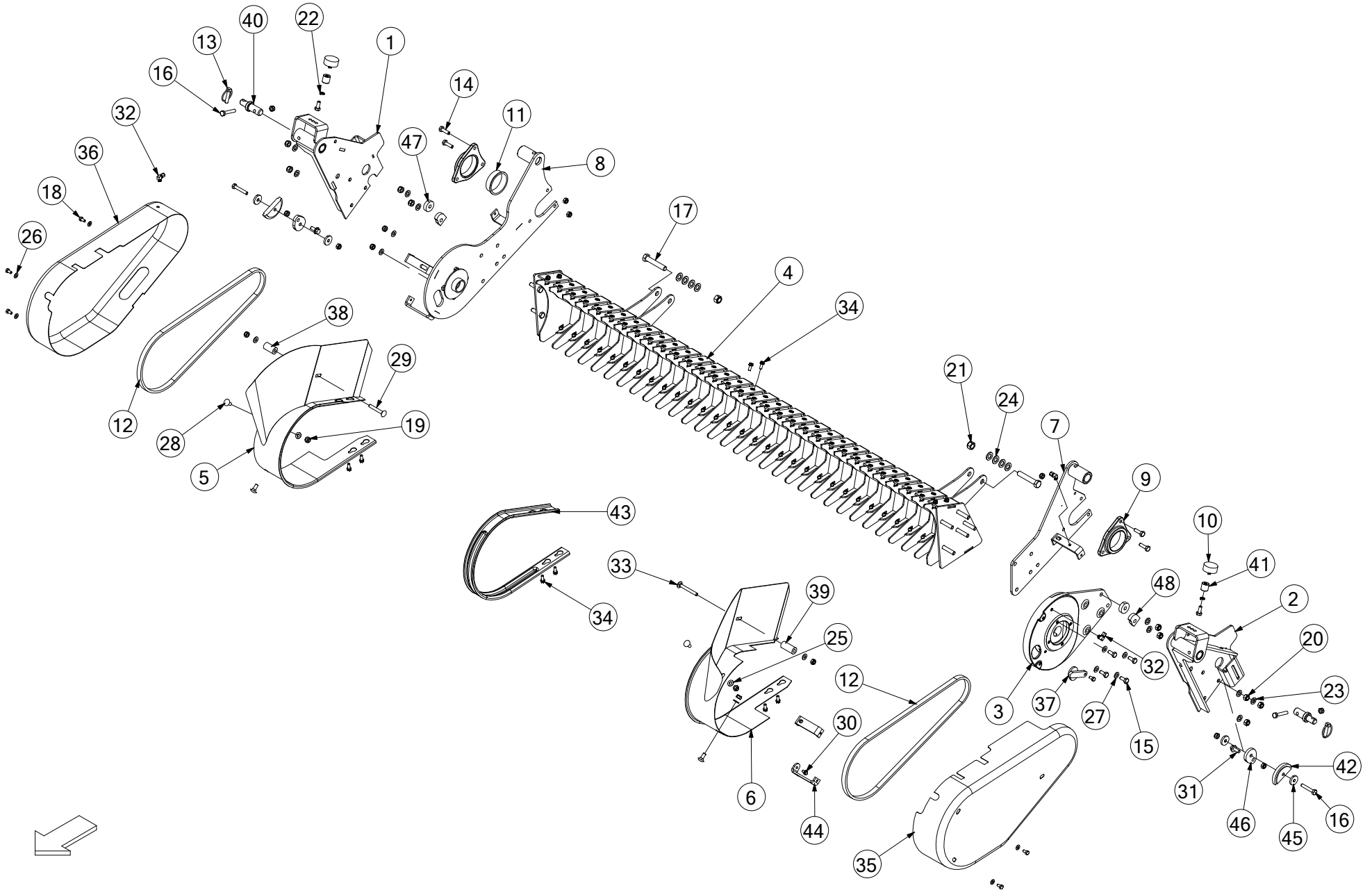
Pick-up reel shaft flex [Camless] (977)



No. Part No	Description	Qty
1 KST00099	CAMLESS REEL DRUM RETROFIT KIT <i>UP TO SERIAL No 664795 (FUSION 3), 712937 (F5), 805675 (V6) & 900611 (VARIO)</i>	1
1 APU00010	CAMLESS REEL ROTOR WELD ASSEM <i>FROM SERIAL No 664796 (FUSION 3), 712938 (F5), 805676 (V6) & 900612 (VARIO)</i>	1
2 CBR00327	135MM FLANGE BEARING (GFM 135140-10.5)	2
3 CBR00328	35MM SPHERICAL BEARING GRAE 35 NPPB <i>UP TO SERIAL No 664795 (FUSION 3), 712937 (F5), 805675 (V6) & 900611 (VARIO)</i>	2
3 CBR00361	40MM SPHERICAL BEARING GRAE 40 NPPB <i>FROM SERIAL No 664796 (FUSION 3), 712938 (F5), 805676 (V6) & 900612 (VARIO)</i>	2
4 CFA00046	KEY 10X8X35 <i>REPLACES CFA00239 (KEY 10X8X40)</i>	2
5 CFA00251	WASHER SKM10	8
6 CFA00311	SETSCREW M10X35 Z/P	8
7 CFA00512	SHIM 35X45X1.0 Z/P <i>UP TO SERIAL No 664795 (FUSION 3), 712937 (F5), 805675 (V6) & 900611 (VARIO)</i>	14
7 CFA00265	SHIM 40X50X1.0 <i>FROM SERIAL No 664796 (FUSION 3), 712938 (F5), 805676 (V6) & 900612 (VARIO)</i>	14
8 CFA00514	CIRCLIP 35MM EXTERNAL DIN 471 <i>UP TO SERIAL No 664795 (FUSION 3), 712937 (F5), 805675 (V6) & 900611 (VARIO)</i>	2
8 CFA00551	CIRCLIP 40MM EXTERNAL DIN 471 <i>FROM SERIAL No 664796 (FUSION 3), 712938 (F5), 805676 (V6) & 900612 (VARIO)</i>	2
9 CFA00541	NUT M10 BRINKS SELF LOCKING <i>PART OF KIT (ITEM 15)</i>	102
10 CFA00550	ROTOR BEARING GREASE FITTING 6MM X 1/8" M/M	2
11 CFA00625	M10 x 20 GRUBSCREW	2
12 CFA00799	WASHER M12 NORDLOC	8
13 CFA01095	BOLT M12X45 SOC CAP ZP 10.9	8
14 CFA02244	TINE BOLT WASER FOR P/U REEL <i>PART OF KIT (ITEM 15)</i>	204
15 KST00065	TINE BOLT KIT SOC CAP (M10X30) <i>INCLUDES NUTS & WASHERS (ITEMS 9 & 14) SOLD IN MULTIPLES OF 10</i>	11
16 CMH01122	PLATEWEHEEL 3/4 PITCH 34T (35MM BORE) <i>UP TO SERIAL No 664795 (FUSION 3), 712937 (F5), 805675 (V6) & 900611 (VARIO)</i>	2
16 CMH01908	PLATEWEHEEL 3/4 PITCH 34 T (40MM BORE) <i>FROM SERIAL No 664796 (FUSION 3), 712938 (F5), 805676 (V6) & 900612 (VARIO)</i>	2
17 CTN00025	TYNE CAMLESS REEL	102
18 CTP00467	CAMLESS REEL GRASS CENTER DISK	2
19 CTP00490	FLEX CAMLESS PIVOT BUSH (35MM BRG) <i>UP TO SERIAL No 664795 (FUSION 3), 712937 (F5), 805675 (V6) & 900611 (VARIO)</i>	2
19 CTP00609	CAMLESS PIVOT BUSH (40MM BEARING) <i>FROM SERIAL No 664796 (FUSION 3), 712938 (F5), 805676 (V6) & 900612 (VARIO)</i>	2
20 CZF07489	6MM L COVER PLATE FLEXI CAMLESS	2

No. Part No	Description	Qty
-------------	-------------	-----

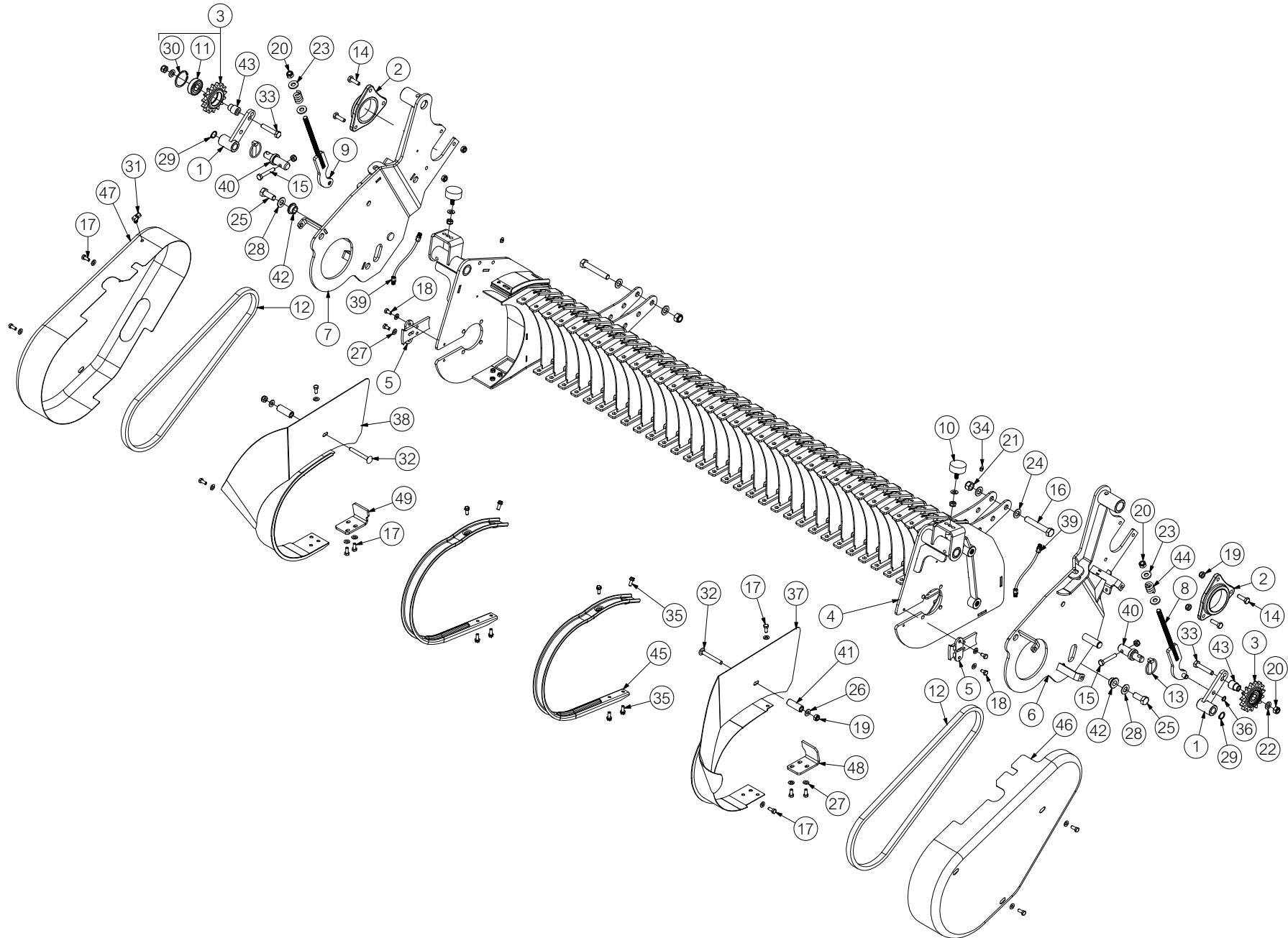
Pick-up reel chassis (804)



No.	Part No	Description	Qty
1	ACH00298	REEL WELD ASSY OUTER (RIGHT)	1
2	ACH00301	REEL WELD ASSY OUTER (LEFT)	1
3	ACH00308	CAM TRACK ASSY	1
<i>INCLUDES ITEMS 15, 27, 30, 44 & CTP00252</i>			
3	CTP00252	CAM TRACK CAST	1
3	ACH00354	CAM TRACK (DUTCH)	1
<i>FOR DUTCH MACHINES ONLY</i>			
4	ACH01004	REEL BACK PLATE WELD ASSY	1
5	ACH02315	OUTER BAND RHS	1
6	ACH02316	OUTER BAND LHS	1
7	ACH02351	REEL INNER BRACKET LEFT FUSION II	1
8	ACH02352	REEL INNER BRACKET RIGHT FUSION II	1
9	ALA00314	PICKUP REEL PIVOT BRACKET KIT	1
<i>KIT CONTAINS 2 HOUSINGS & 2 IIGUS BEARINGS (ITEM 11)</i>			
10	CBE00182	BUFFER RUBBER 50X21 M10X13	2
11	CBR00274	BEARING IGLIDUR GFM-7680-25	2
12	CCH02026	CHAIN ASA60H 3/4" 78 INC LINK	2
<i>(IF AUGER SPROCKET IS 19T USE AS IS & IF AUGER SPROCKET IS 15T REMOVE 2 LINKS)</i>			
13	CFA00005	LINCH PIN 10MM	2
14	CFA00016	BOLT M10X35	4
15	CFA00024	SETSCREW M10X25 Z/P	6
16	CFA00027	BOLT M10X60 Z/P	4
17	CMH02848	PIN CLEVIS 16X85 + DIA 4 C.HOLE	2
<i>REPLACES M16X90 BOLT CFA00040</i>			
18	CFA00101	SETSCREW M8X16 Z/P	7
19	CFA00123	NUT M10 NYLOC	20
20	CFA00124	NUT M12 NYLOC	10
21	CFA00450	SPLIT PIN 4X36 ZP	2
<i>REPLACES M16 NYLOC NUT CFA00128</i>			
22	CFA00137	WASHER SPRING 10MM H.D Z/P	2
23	CFA00138	WASHER FLAT 12MM Z/P	10
24	CFA00140	WASHER FLAT 16MM Z/P	8
25	CFA00201	WASHER FLAT 10 MM Z/P	6
26	CFA02414	8MM SKB WASHER	6
<i>REPLACES SKM8 WASHER CFA00249</i>			
27	CFA00251	WASHER SKM10	8
28	CFA00442	SETSCREW M10X25 CUP SQ	4
29	CFA00474	BOLT M10X70 CUP SQUARE ZP	1
30	CFA00492	SETSCREW M8X12 FLANGED Z/P	2
31	CFA00520	SETSCREW M10X25 FLD ZP	2
32	CFA00542	OILER FITTING 90 DEG 1/8" BSP	3
<i>FITTING WITH NUT & OLIVE (USED ON FUSION ONLY)</i>			
32	CFA02253	90 DEG. 1/8" 4MM QUICK CONNECTOR	3
<i>PUSH-IN FITTING (USED ON F5 & V6 ONLY)</i>			
33	CFA00546	BOLT M10X85 CUP HEAD SQ Z/P	1
34	CFA00766	SETSCREW M8X20 FLANGED DIN6921 Z/P	130
34a	CFA00764	INSERT THREADED M8 (REEL)	130
<i>REPLACEMENT THREADED INSERTS FOR ITEM 4 (IF THREADING GETS DAMAGED)</i>			
35	CGD00034	GUARD REEL LEFT HAND	1
36	CGD00036	GUARD REEL RIGHT SIDE	1
37	CGD00050	CAM TRACK BLANKING CAP	1

No.	Part No	Description	Qty
38	CMH00740	BUSH 12X25X45	1
39	CMH00741	BUSH 12X25X55	1
40	CMH01035	PIN 25X97 AND 12MM CH (Z/P)	2
41	CMH01088	BUSH 25X25XM10 THREAD Z/P	2
42	CPL00043	PLASTIC CHAIN TENSIONER (REEL)	2
43	CTP00048	BAND PICK UP REEL (BALER)	29
44	CZF04369	6MM L CAM TRACK BRAC	2
45	CZF09260	6MM L WASHER CAMTRACK CHAIN TENSIONER	4
<i>REPLACES CZF05111</i>			
46	CZH02907	10MM L WASHER 10X50 FLAT SIDE ZP	2
47	CZI02045	12MM L WASHER 39.5X12.5X12	2
48	CZI02046	12MM L WASHER DOWEL	2

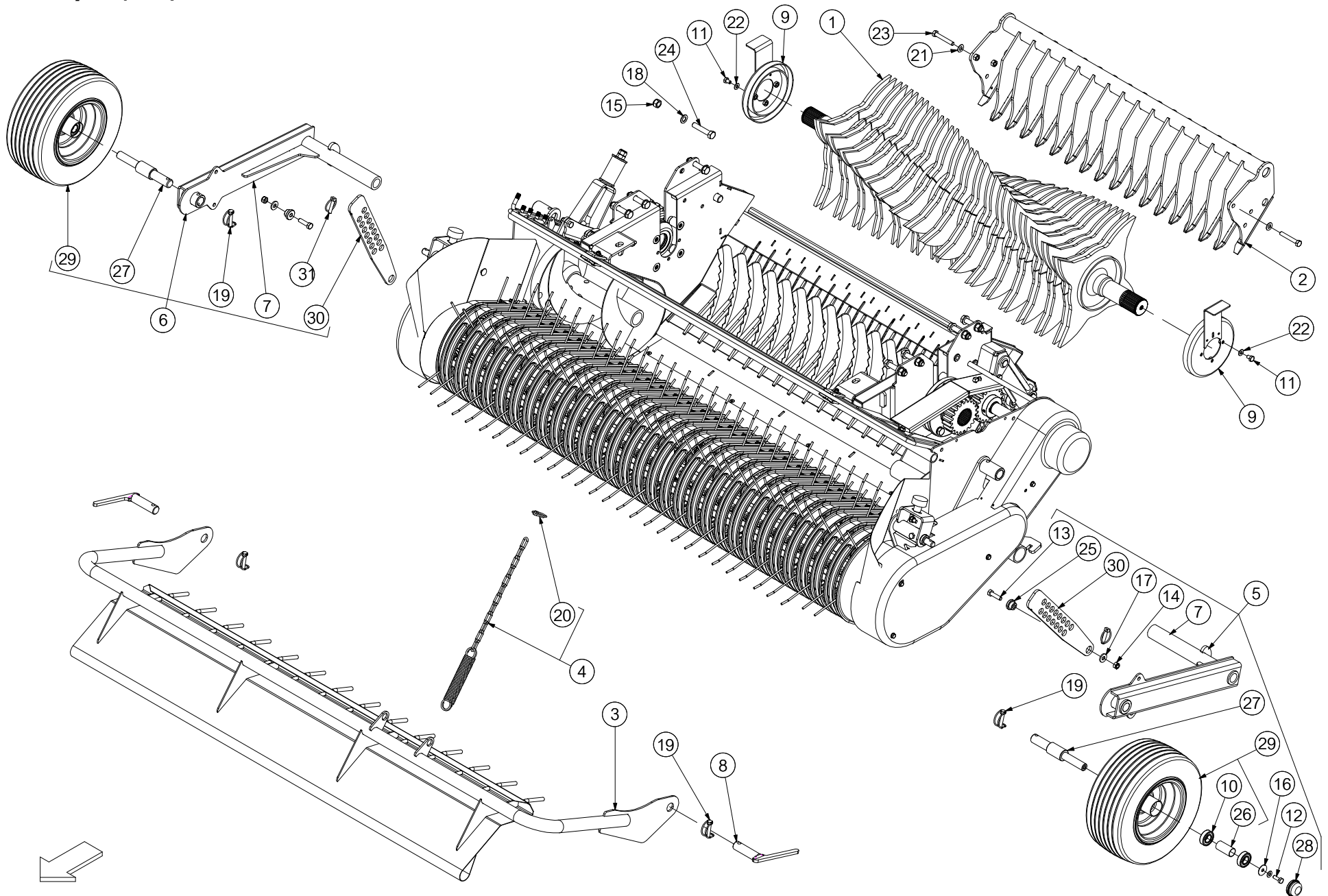
Pick-up reel chassis flex [Camless] (978)



No.	Part No	Description	Qty
1	ACH02939	CHAIN TENSIONER ARM WELD ASSEM (FLEXI)	2
2	ALA00285	REEL PIVOT BRACKET IGIDILUR	2
3	ALA00700	TENSIONER SPROCKET ASSEMBLY V6	2
<i>INCLUDES ITEMS 11 & 30</i>			
4	APU00015	FLEXI CAMLESS REEL BACK WELD ASSEM	1
5	APU00017	SIDE WALL COVER PLATE (FLEXI)	2
6	APU00018	FLEXI SIDE WALL WELD ASSEM (LHS)	1
7	APU00019	FLEXI SIDE WALL WELD ASSEM (RHS)	1
8	APU00020	CHAIN TENSIONER ADJUSTER WELD ASSEM (FLEXI)	1
9	APU00021	CHAIN ADJUSTER WELD ASSEM	1
10	CBE00167	BUFFER RUBBER 50X21 M10X28 90SHORE	2
<i>REPLACES CBE00002</i>			
11	CBR00066	BEARING 6304 2RS	2
12	CCH00195	CHAIN ASA60H 3/4 76 P INC JOINERLINK	2
<i>(IF AUGER SPROCKET IS 19T USE AS IS & IF AUGER SPROCKET IS 15T REMOVE 2 LINKS)</i>			
13	CFA00005	LINCH PIN 10MM	2
14	CFA00016	BOLT M10X35	6
15	CFA00027	BOLT M10X60 Z/P	2
16	CMH02848	PIN CLEVIS 16X85 + DIA 4 C.HOLE	2
<i>REPLACES M16X90 BOLT CFA00040</i>			
17	CFA00052	SETSCREW M8X20 Z/P	16
18	CFA00101	SETSCREW M8X16 Z/P	4
19	CFA00123	NUT M10 NYLOC	12
20	CFA00124	NUT M12 NYLOC	4
21	CFA00450	SPLIT PIN 4X36 ZP	2
<i>REPLACES M16 NYLOC NUT CFA00128</i>			
22	CFA00138	WASHER FLAT 12MM Z/P	2
23	CFA00139	WASHER FLAT 12MM H/D Z/P	4
24	CFA00140	WASHER FLAT 16MM Z/P	4
25	CFA00151	SETSCREW M16X40 Z/P	2
26	CFA00201	WASHER FLAT 10 MM Z/P	4
27	CFA00249	WASHER SKM8	20
28	CFA00252	WASHER SKM16	2
29	CFA00339	CIRCLIP 20MM EXTERNAL	2
30	CFA00461	CIRCLIP 52MM INTERNAL DIN 472	2
31	CFA00542	OILER FITTING 90 DEG 1/8 BSP	1
<i>FITTING WITH NUT & OLIVE (USED ON FUSION ONLY)</i>			
31	CFA02253	90 DEG 1/8 4MM QUICK CONNECTOR	1
<i>PUSH-IN FITTING (USED ON F5 & V6 ONLY)</i>			
32	CFA00546	BOLT M10X85 CUP HEAD SQ Z/P	2
33	CFA00579	BOLT M12X65 ZP	2
34	CFA00590	GREASE NIPPLE 1/8" BSP ST	2
35	CFA00766	SETSCREW M8X20 FLANGED DIN6921 Z/P	132
35a	CFA00764	INSERT THREADED M8 (REEL)	132
<i>REPLACEMENT THREADED INSERTS FOR ITEM 4 (IF THREADING GETS DAMAGED)</i>			
36	CFA01053	CIRCLIP 12MM EXTERNAL Z/P DIN 471	2
37	APU00060	WIDE OUTER BAND WELD ASSEM LHS	1
<i>FOR FUS 3/F5/V6-V8/VARIO PRIOR TO SERIAL No 666533/714735/808420/900781 ORDER KST00152 (REPLACES CGD00375)</i>			
38	APU00061	WIDE OUTER BAND WELD ASSEM RHS	1
<i>FOR FUS 3/F5/V6-V8/VARIO PRIOR TO SERIAL No 666533/714735/808420/900781 ORDER KST00152 (REPLACES CGD00376)</i>			
39	CHY01096	6MM FLEXI CAMLESS GREASE PIPE ASSEM	2

No.	Part No	Description	Qty
40	CMH01035	PIN 25X97 AND12MM CH (Z/P)	2
41	CMH02687	BUSH 20 X 12 X 56	2
42	CMH02713	35 X 25 STEPPED BUSH	2
43	CMH02744	BUSH 34 X 25 STEPPED	2
44	CSG00297	SPRING 6 X 25 X 35	2
45	CTP00456	BAND CAMLESS REEL	33
46	CTP00471	FLEXI CAMLESS SIDE GUARD PRESSED (DS)	1
47	CTP00472	FLEXI CAMLESS SIDE GUARD PRESSED (NDS)	1
48	CZF07108	6MM L DRUM CLEANER PLATE	1
49	CZF07109	6MM L DRUM CLEANER PLATE	1

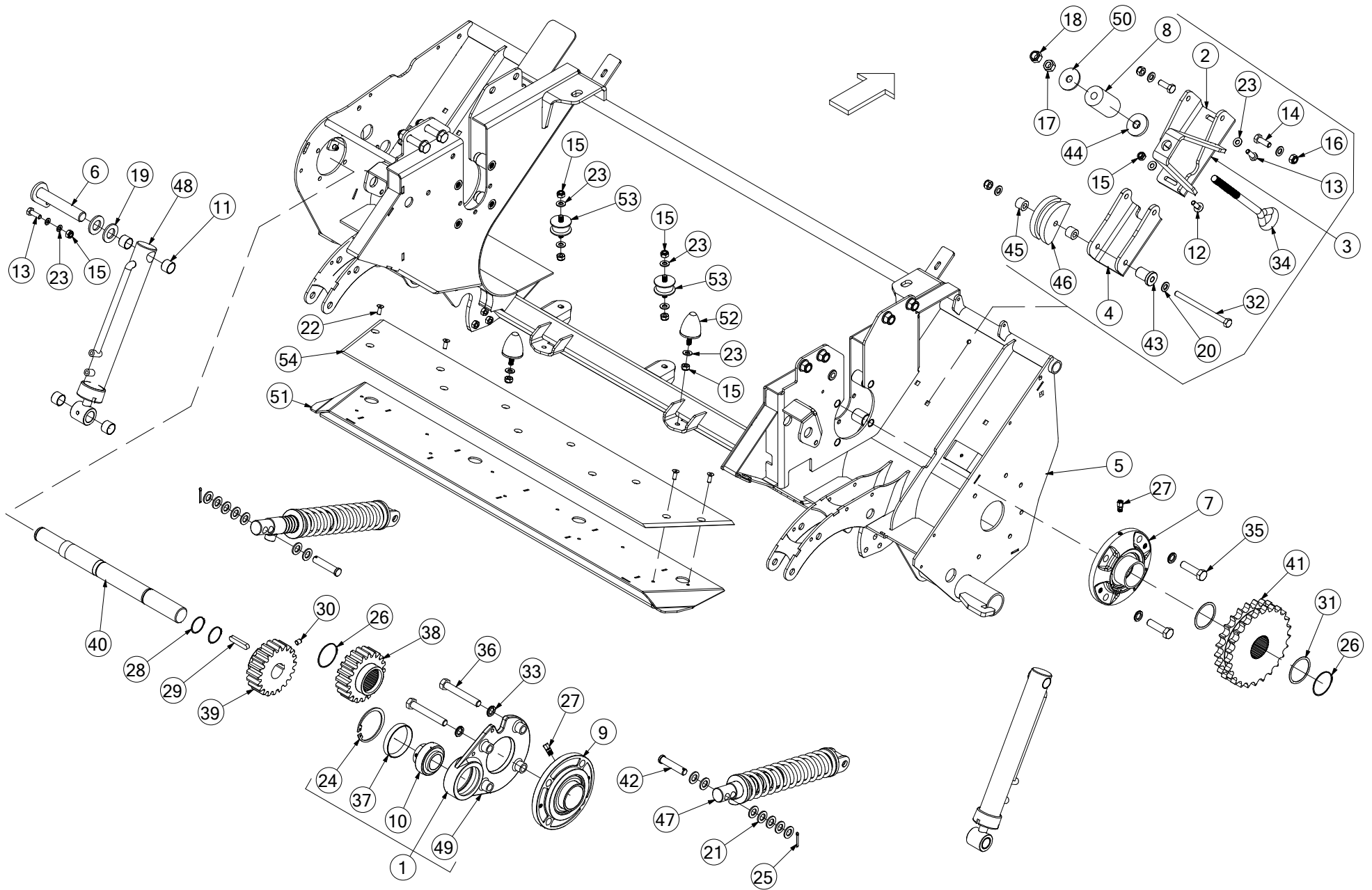
Pick-up 3 (898)



No.	Part No	Description	Qty
1	ACH00573	ROTOR 15 KNIFE WELD ASM Ø500MM <i>USED ON F5000 UP TO SERIAL No 710801 & USED ON V660 UP TO SERIAL No 803232 (STANDARD FLOOR)</i>	1
1a	CZG02136	8MM L ROTOR PLATE (0-15 KNIFE) <i>REPLACEMENT ROTOR FINGER PLATE (NOTE: THERE ARE 2 FINGER PLATES PER FLIGHT)</i>	2
1	ACH01531	ROTOR 15 KNIFE WELD ASM Ø540MM <i>USED ON F5000 FROM SERIAL No 710802 & USED ON V660 FROM SERIAL No 803233 (SUSPENSION FLOOR)</i>	1
1a	CZG04740	8MM L ROTOR PLATE 540 OD <i>REPLACEMENT ROTOR FINGER PLATE (NOTE: THERE ARE 2 FINGER PLATES PER FLIGHT)</i>	2
1	ACH02958	KOREA BIG ROTOR 2 STAR Ø540 HD 7K <i>KOREAN (2 STAR ROTOR) MACHINES FROM SERIAL No 710802 ONWARDS (F5 SERIES) SUSPENSION FLOOR</i>	1
1	ACH02933	KOREAN ROTOR 2 STAR HEAVY DUTY 7K <i>USED ON KOREAN (2 STAR ROTOR) MACHINES FROM SERIAL No 710461 TO 710801</i>	1
1	ACH01353	KOREAN ROTOR (12MM FINGERS) 2 STAR <i>USED ON KOREAN (2 STAR ROTOR) MACHINES FROM SERIAL No 708408 TO 710460 (REPLACES ACH01089)</i>	1
2	ACH00575	15 KNIFE COMB WELD ASM F5 <i>STANDARD COMB USED IN MOST MARKETS</i>	1
2	ACH01656	COMB 15K F5 SERIES C/W CLEANING FINGERS <i>CUSTOM COMB WITH ADDITIONAL CLEANING FINGERS FOR SPECIFIC MARKETS</i>	1
2	ACH02935	COMB F5000 KOREAN 2 STAR HD ROTOR 7K <i>USED ON KOREAN FIXED CHAMBER MACHINES (F5000 FROM SERIAL No 710461)</i>	1
2	ACH02619	COMB ASSY KOREA (2 STAR ROTOR) <i>KOREAN FIXED CHAMBER MACHINES (F5000 FROM SERIAL No 708408 TO 710460) REPLACES ACH02415</i>	1
3	ACH01206	GRASS GUARD CHOPPER UNIT F550	1
4	ACN00042	GRASS COVER SPRING ASSY <i>INCLUDES ITEM 20</i>	1
5	ADB00051	PICKUP WHEEL COMP ASSY STD BALER	1
6	ADB00051	PICKUP WHEEL COMP ASSY STD BALER	1
7	ADB00052	PICKUP WHEEL ASSY ST BALER	2
9	ARC00182	ROTOR SEAL RING ASSY (KOREA) M10	2
10	CBR00009	BEARING 6205 2RS	4
11	CFA00022	SETSCREW M10X16 Z/P	6
12	CFA00031	SETSCREW M12X25 Z/P	2
13	CFA00079	BOLT M12X45	2
14	CFA00124	NUT M12 NYLOC	2
15	CFA00128	NUT M16 NYLOC	8
16	CFA00250	WASHER SKM12	2
16	CFA00718	WASHER MUDWING A13 Z/P	2
16	CFA00720	WASHER FLAT M26 Z/P DIN126	2
17	CFA00139	WASHER FLAT 12MM H/D Z/P	2
18	CFA00140	WASHER FLAT 16MM Z/P	16
19	CFA00194	LINCH PIN PIPE 10MMX50MM	4
20	CFA00202	LINCH PIN 6MM	1
21	CFA00250	WASHER SKM12	4
22	CFA00251	WASHER SKM10	6
23	CFA00777	BOLT M12X80 GRADE 10.9 S/C	4
24	CFA00498	BOLT M16 X 80 Z/P	8
25	CMH00771	BUSH 12X35 STEPPED	2
26	CMH00838	BUSH 27X30.25X62 REEL WHEEL	2
27	CMH00962	PIN 30X200 STEPPED	2
28	CTP00070	DUST CAP 170/60-8 VREDESTSTEIN	2
29	CWH00037	WHEEL 170/60-8 V64+ 6PLY PICK-UP	2

No.	Part No	Description	Qty
<i>INCLUDES ITEMS 10 & 26</i>			
30	CZG04245	8MM L WHEEL GUIDE PART	2
31	CFA00005	LINCH PIN 10MM	2

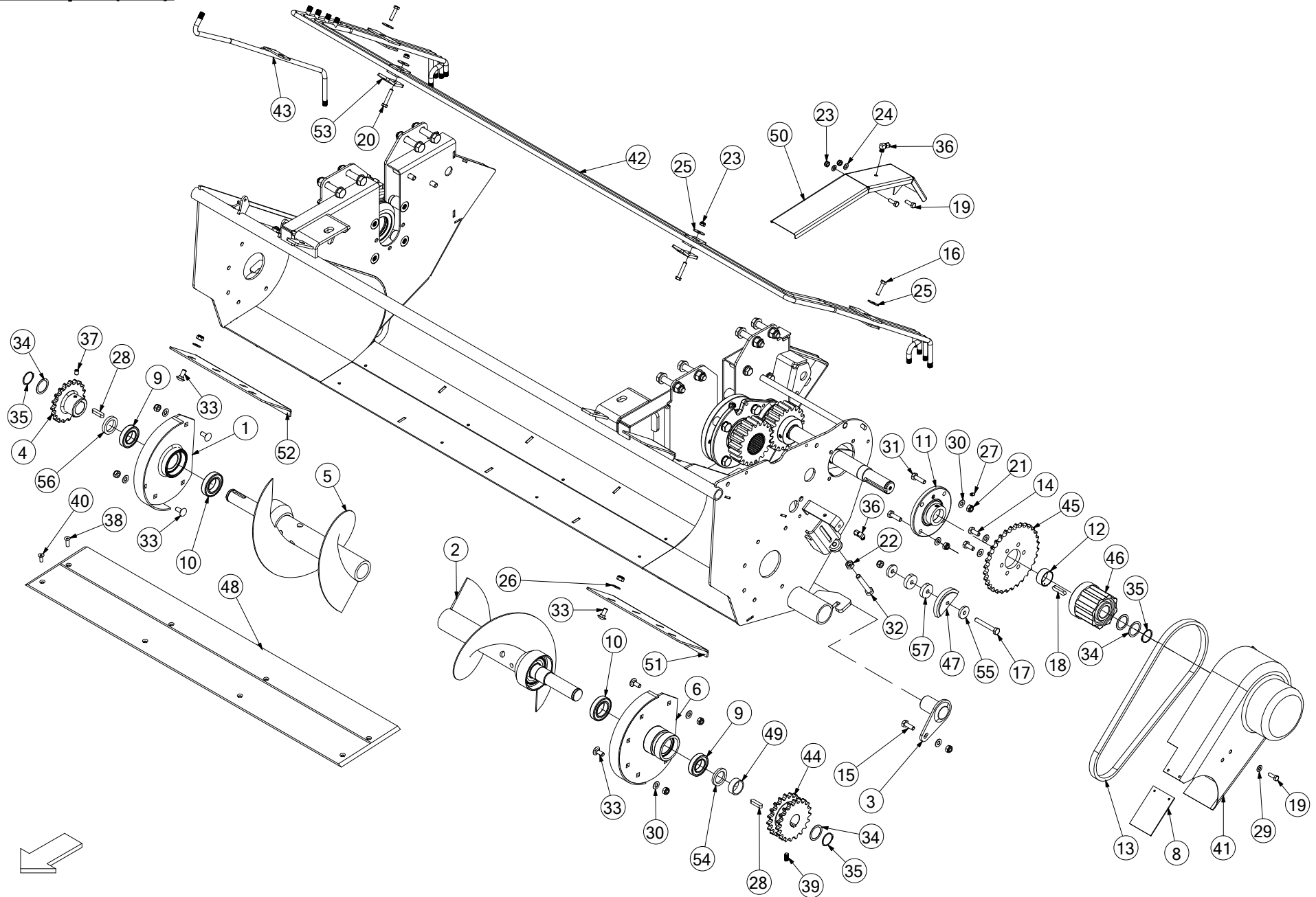
Pick-up 4 (896)



No. Part No	Description	Qty
1 ACH00331	BEARING HOLDER ASSY	1
<i>INCLUDES ITEMS 10, 24, 37 & 49</i>		
2 ACH00864	DUPLEX CHAIN TENSIONER BASE	1
3 ACH00865	DUPLEX TENSIONER (SP	1
<i>COMPLETE ASSEMBLY (FUSION VARIO & BALERS ONLY) WITH BUFFER AS SHOWN</i>		
4 ACH02294	DUPLEX TENSIONER WELD ASSY	1
5 ACH03043	CHOPPER UNIT CHASSIS KIT	1
<i>USED WITH 25K SUSPN FLOOR FROM SERIAL No 710486 - 712592 (F5), 802926 - 805383 (V6) & 900300 - 900600 (VARIO)</i>		
5 ACH03043	CHOPPER UNIT CHASSIS KIT	1
<i>USED WITH 0K & 15K SUSPN FLOOR FROM SERIAL No 710802-712562 (F5), 803233-805369 (V6) & 900300-900600 (VARIO)</i>		
5 ACH02311	CHOPPER CHASSIS WELD STD FLOOR	1
<i>USED ON STD 25 KNIFE FLOOR UP TO SERIAL No 710485 (F5), 802925 (V6) & 900299 (VARIO)</i>		
5 ACH02311	CHOPPER CHASSIS WELD STD FLOOR	1
<i>USED ON STD 0K & 15K FLOOR UP TO SERIAL No 710801 (F5), 803232 (V6) & 900299 (VARIO)</i>		
5 ACH01583	CHOPPER CHASSIS FLEXI INTAKE WELD	1
<i>FLEXI INTAKE USED ON 0K & 15K SUSPN FROM SERIAL No 712563 (F5), 805370 (V6) & 900601 (VARIO) AS SHOWN</i>		
5 ACH01583	CHOPPER CHASSIS FLEXI INTAKE WELD	1
<i>FLEXI INTAKE USED ON 25K SUSPN FROM SERIAL No 712593 (F5), 805384 (V6) & 900601 (VARIO) AS SHOWN</i>		
6 ALA00247	DROP FLOOR RAM PIN Z/P	2
7 ARC00067	ROTOR BEARING HOUSING ASSY	1
8 KST00089	DUPLEX CHAIN BUFFER KIT	1
<i>(REPLACES CBE00174) INCLUDES WASHERS (ITEM 50) COMPRESS BUFFER TO 85MM WHEN ADJUSTING DUPLEX CHAIN</i>		
9 CBR00078	BEARING FEC 60 4 BOLT FLANGE	1
10 CBR00093	BEARING INSERT INA GYE 40 KRRB	1
11 CBR00101	BEARING GLACIER PM 2525 DX	8
12 CFA00017	SETSCREW M10X30 CUP SQ Z/P	1
13 CFA00025	SETSCREW M10X30	3
14 CFA00033	SETSCREW M12X35 Z/P	2
15 CFA00123	NUT M10 NYLOC	28
16 CFA00124	NUT M12 NYLOC	3
17 CFA00127	NUT M16	1
18 CFA00128	NUT M16 NYLOC	9
19 CFA00135	WASHER FLAT 1" Z/P	4
20 CFA00138	WASHER FLAT 12MM Z/P	4
21 CFA00140	WASHER FLAT 16MM Z/P	16
22 CFA00765	SETSCREW M8X20 CSK Z/P	11
23 CFA00201	WASHER FLAT 10 MM Z/P	26
24 CFA00232	CIRCLIP 85MM INTERNAL	1
25 CFA00450	SPLIT PIN 4 X36 Z/P	2
26 CFA00513	CIRCLIP 60MM EXTERNAL	2
27 CFA00550	ROTOR BEARING GREASE FITTING	2
28 CFA00551	CIRCLIP 40MM EXTERNAL	2
29 CFA00558	KEY 12X8X60	1
30 CFA00559	GRUBSCREW M10X12	1
31 CFA00637	SHIM 60X70X1	2
32 CFA00747	BOLT M12X170Z/P	1
33 CFA00783	WASHER NL16 NORD-LOCK	8
34 CFA01048	EYE BOLT M16X280 DACROMET	1
<i>REPLACES CFA00784</i>		
35 CFA00786	BOLT M16X60 Z/P DIN931 GRADE 10.9	4
36 CFA00787	BOLT M16X100 Z/P DIN931 GRADE 10.9	4

No. Part No	Description	Qty
37 CMH00245	BEARING RETAINER 1040 35MM	1
38 CMH00652	GEAR SPUR MOD6 20 TOOTH SPLINE	1
39 CMH00653	GEAR SPUR MOD6 20T 40MM ID	1
40 CMH00657	SHAFT 40 X 480.5 STEPPED	1
41 CMH00659	SPROCKET 1" PITCH 25 T DUPLEX	1
42 CMH00961	PIN CLEVIS 16X80 & DIA 4 C.HOLE	2
43 CMH01022	BUSH 8X35X45 STEPPED	1
44 CMH01910	BUSH 17X70X10 STEPPED 25	1
<i>REPLACES CMH01109, CZD05074 & CZD05186</i>		
45 CMH01110	BUSH 12X25X19.5	2
46 CPL00055	CHAIN TENSIONER SLIDE 1"DUPLEX	1
47 CRA00186	RAM PICKUP BALER	2
<i>USED WITH STD PICK-UP (CAN ALSO USE CRA00292 AS A DIRECT REPLACEMENT)</i>		
47 CRA00292	RAM PICK UP REEL (CAMLESS)	2
<i>MUST BE USED WITH CAMLESS PICK-UP (CAN ALSO BE USED ON STD PICK-UP INSTEAD OF CRA00186)</i>		
48 CRA00193	RAM CHOPPER FLOOR 20X40 BW	2
49 CTP00391	BEARING HOLDER ASSY SPUR GEARS	1
<i>REPLACES ACH00330</i>		
50 CZD05074	4MM L WASHER 16X68X4 Z/P	1
<i>REPLACES CZD04321</i>		
51 ACH01587	CHOPPER CHASSIS INTAKE PLATE	1
<i>FLEXI INTAKE PLATE USED ON 0K & 15K SUSPN FROM SERIAL No 712563 (F5), 805370 (V6) & 900601 (VARIO)</i>		
51 ACH01587	CHOPPER CHASSIS INTAKE PLATE	1
<i>FLEXI INTAKE PLATE USED ON 25K SUSPN FROM SERIAL No 712593 (F5), 805384 (V6) & 900601 (VARIO)</i>		
52 CBE00344	BUFFER RUBBER 50X58 M10/28 68SH	3
53 CBE00345	RUBBER BUFFER 50X26 M10	4
54 CPL00242	NYLON WEAR PLATE PICKUP ANGLED	1
<i>USED WITH FLEXI INTAKE ON 0K & 15K SUSPN FROM SERIAL No 712563 (F5), 805370 (V6) & 900601 (VARIO)</i>		
54 CPL00242	NYLON WEAR PLATE PICKUP ANGLED	1
<i>USED WITH FLEXI INTAKE ON 25K SUSPN FROM SERIAL No 664035 (FUS 3), 712593 (F5), 805384 (V6) & 900601 (VARIO)</i>		

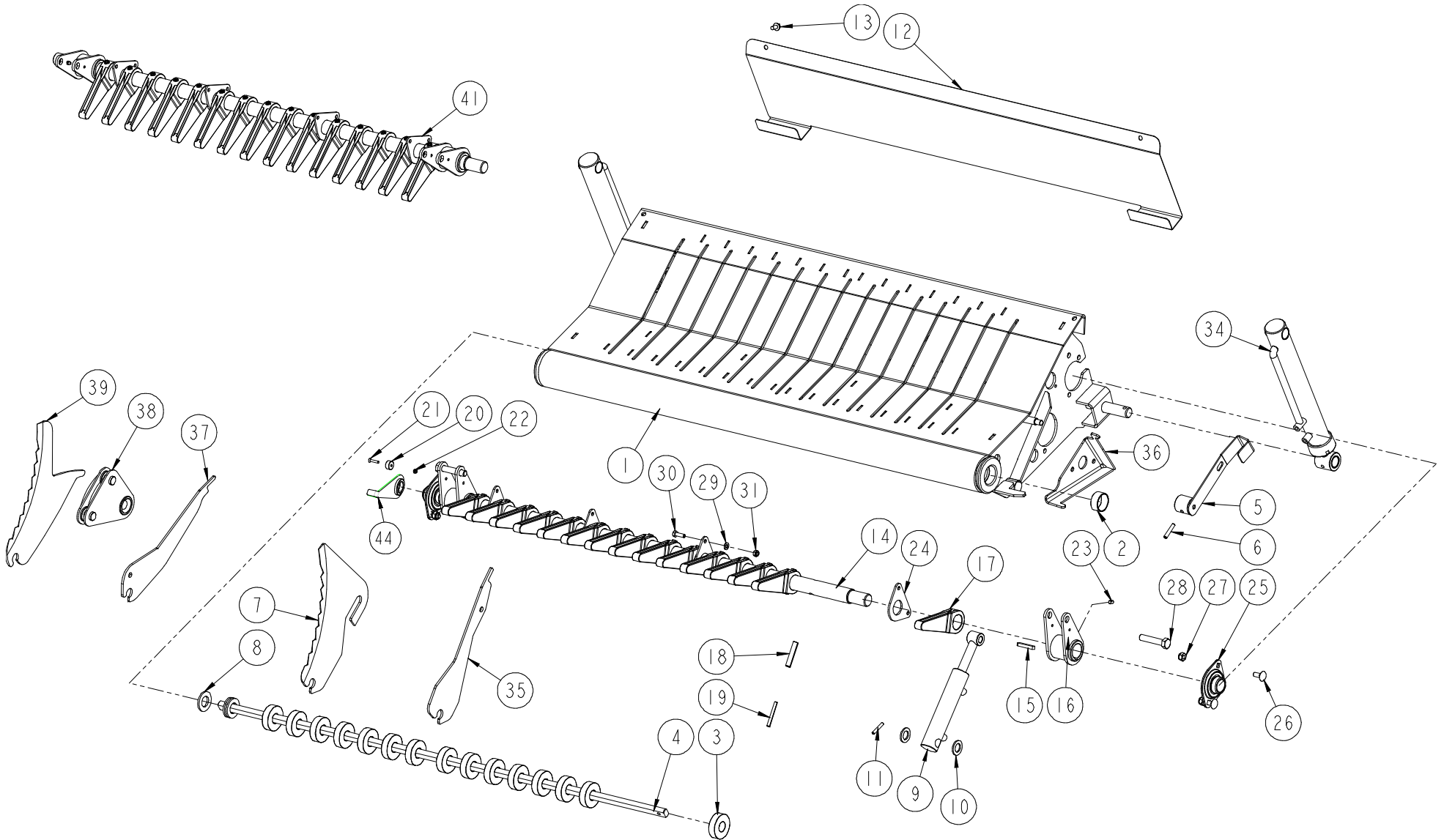
Pick-up 5 (897)



No.	Part No	Description	Qty
1	CTP00503	CHOPPER UNIT AUGER HOUSING RHS	1
2	ACH00314	AUGER ASSY (LEFT)	1
<i>USED UP TO SERIAL No 662199 (FUSION 3), 710485 (F5), 802925 (V6) & 900299 (VARIO) - [STANDARD FLOOR]</i>			
2	ACH01458	AUGER ASSY BIG (LEFT)	1
<i>USED FROM SERIAL No 662200 (FUSION 3), 710486 (F5), 802926 (V6) & 900300 (VARIO) - [SUSPENSION FLOOR]</i>			
3	ACH00321	PIN CHOPPER FLOOR HINGE Z/P	2
4	ACH00326	SPROCKET 19T AUGER ASM (RIGHT)	1
<i>USED UP TO SERIAL No 662199 (FUSION 3), 710485 (F5), 802925 (V6) & 900299 (VARIO) - [STANDARD FLOOR]</i>			
4	ARC00431	SPROCKET 15T AUGER ASM (RIGHT)	1
<i>USED FROM SERIAL No 662200 (FUSION 3), 710486 (F5), 802926 (V6) & 900300 (VARIO) - [SUSPENSION FLOOR]</i>			
5	ACH00327	AUGER ASSY (RIGHT)	1
<i>USED UP TO SERIAL No 662199 (FUSION 3), 710485 (F5), 802925 (V6) & 900299 (VARIO) - [STANDARD FLOOR]</i>			
5	ACH01456	AUGER ASSY BIG (RIGHT)	1
<i>USED FROM SERIAL No 662200 (FUSION 3), 710486 (F5), 802926 (V6) & 900300 (VARIO) - [SUSPENSION FLOOR]</i>			
6	CTP00504	CHOPPER UNIT AUGER HOUSING LHS	1
8	CBE00033	RUBBER 120X80 CHAIN GUARD BALER	1
9	CBR00001	BEARING 6007 2RS	2
10	CBR00076	BEARING 6008 2RS	2
11	CBR00104	BEARING INA TME 40 GE 40 KPPB3	1
12	CBR00268	BEARING GLACIER DU 4	1
13	CCH02025	CHAIN ASA60H 3/4 62 INC LINK	1
<i>(IF AUGER SPROCKET IS 19T USE AS IS & IF AUGER SPROCKET IS 15T REMOVE 2 LINKS)</i>			
14	CFA00024	SETSCREW M10X25 Z/P	6
15	CFA00025	SETSCREW M10X30	3
16	CFA00055	BOLT M8X35 Z/P	2
17	CFA00075	BOLT M10X75 Z/P	1
18	CFA00081	KEY 10X8X45	1
19	CFA00102	SETSCREW M8X25 Z/P	3
20	CFA00106	BOLT M8X45 Z/P	2
21	CFA00123	NUT M10 NYLOC	28
22	CFA00125	NUT M12 Z/P	1
23	CFA00132	NUT M8 NYLOC Z/P	4
24	CFA00147	WASHER FLAT 8MM Z/P	2
25	CFA00149	WASHER MUDWING M8 31.75OD	4
26	CFA00201	WASHER FLAT 10 MM Z/P	10
27	CFA00217	GREASE NIPPLE M6X1.0 ST	1
28	CFA00239	KEY 10X8X40	2
29	CFA00249	WASHER SKM8	1
30	CFA00251	WASHER SKM10	24
31	CFA00311	SETSCREW M10X35 Z/P	4
32	CFA00330	BOLT M12X80 Z/P	1
33	CFA00442	SETSCREW M10X25 CUP SQ	19
34	CFA00512	SHIM 35X45X1.0 Z/P	4
35	CFA00514	CIRCLIP 35MM EXTERNAL	3
36	CFA00542	OILER FITTING 90 DEG 1/8 BSP	2
37	CFA00559	GRUBSCREW M10X12	1
38	CFA00582	SETSCREW M8X25 CSK ZP	4
39	CFA00625	M10 x 20 GRUBSCREW	1
40	CFA00765	SETSCREW M8X20 CSK ZP	4
41	CGD00057	GUARD SLIPCLUTCH PICKUP REEL	1

No.	Part No	Description	Qty
42	CHY02606	PIPE ASSY HYD CHOPPER UNIT	1
43	CHY02786	STEEL PIPE WELD ASSY	1
<i>USED WITH SELECTABLE KNIFE CHOPPER UNITS ONLY</i>			
44	CMH00633	SPROCKET 3/4" PITCH 19T DOUBLE	1
<i>USED UP TO SERIAL No 662199 (FUSION 3), 710485 (F5), 802925 (V6) & 900299 (VARIO) - [STANDARD FLOOR]</i>			
44	CMH00227	SPROCKET 3/4" PITCH 15T DOUBLE	1
<i>USED FROM SERIAL No 662200 (FUSION 3), 710486 (F5), 802926 (V6) & 900300 (VARIO) - [SUSPENSION FLOOR]</i>			
45	CMH00727	PLATEWHEEL 3/4" PITCH 32T	1
46	CMT00063	CLUTCH STANDARD PICK-UP	1
<i>STANDARD PICK-UP</i>			
46	CMT00381	CLUTCH CAMLESS (602175) EK34B	1
<i>CAMLESS PICK-UP</i>			
46a	CMH02697	CAMLESS CLUTCH RETAINING BUSH	1
<i>CAMLESS PICK-UP</i>			
46b	CFA002319	BOLT M10X30 SOC CAP 8.8 Z/P	1
<i>CAMLESS PICK-UP</i>			
47	CPL00043	PLASTIC CHAIN TENSIONER (REEL)	1
48	CPL00087	NYLON WEAR PLATE RECTANGULAR	1
<i>USED ON STD 0K & 15K FLOOR UP TO SERIAL No 710801 (F5), 803232 (V6) & 900299 (VARIO)</i>			
48	CPL00087	NYLON WEAR PLATE RECTANGULAR	1
<i>USED ON STD 25 KNIFE FLOOR UP TO SERIAL No 662199 (FUSION 3), 710485 (F5), 802925 (V6) & 900299 (VARIO)</i>			
48	CPL00217	NYLON WEAR PLATE PICKUP ANGLED	1
<i>USED ON 0K & 15K SUSPN ON SERIAL No 710802 - 711308 (F5), 803233 - 803695 (V6) & 900300 - 900412 (VARIO)</i>			
48	CPL00217	NYLON WEAR PLATE PICKUP ANGLED	1
<i>25K SUSP ON SERIAL No 662200-663378 (FUS 3), 710486-711308 (F5), 802926-803695 (V6) & 900300-900421 (VARIO)</i>			
48	CPL00244	NYLON WEAR PLATE PICKUP ANGLED	1
<i>USED ON 0K & 15K SUSPN ON SERIAL No 711309 - 712562 (F5), 803696 - 805369 (V6) & 900413 - 900600 (VARIO)</i>			
48	CPL00244	NYLON WEAR PLATE PICKUP ANGLED	1
<i>25K SUSP ON SERIAL No 663379-664034 (FUS 3), 711309-712592 (F5), 803696-805383 (V6) & 900422-900600 (VARIO)</i>			
48	CPL00242	NYLON WEAR PLATE PICKUP ANGLED	1
<i>USED ON 0K & 15K SUSPN FROM SERIAL No 712563 (F5), 805370 (V6) & 900601 (VARIO)</i>			
48	CPL00242	NYLON WEAR PLATE PICKUP ANGLED	1
<i>USED ON 25K SUSPN FROM SERIAL No 664035 (FUS 3), 712593 (F5), 805384 (V6) & 900601 (VARIO)</i>			
49	CXT00185	TUBE 42.4X3X16	1
50	CZB02160	1.5MM L SPUR GEAR GUARD BALER	1
51	CZD02227	4MM L AUGER CLEANING PLATE LH	1
52	CZD04345	4MM L AUGER CLEANING PLATE RH	1
53	CZF02904	6MM L GUARD BRACKET BALER	2
54	CZF05110	6MM L SPACER	1
55	CZF09260	6MM L WASHER CAMTRACK CHAIN TENSIONER	2
56	CZG02115	8MM L AUGER SPACER	1
57	CZH02584	10MM L WASHER 40X10.5 Z/P	2

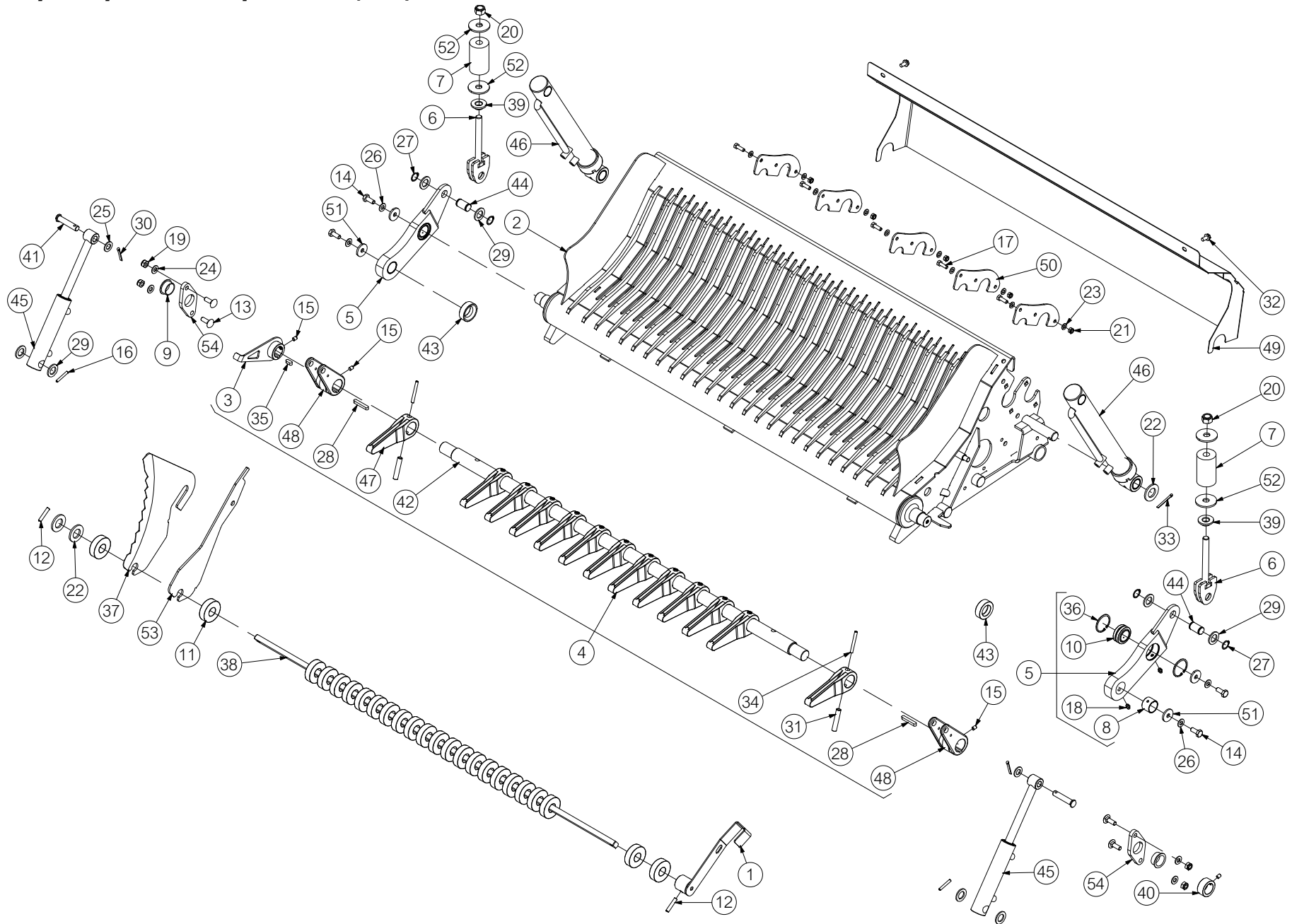
Pick-up drop floor [Up to Serial No 710801 (F5) 803232 (V6) 900299 (Vario)] (753)



No.	Part No	Description	Qty
1	ACH00572	15 KNIFE FLOOR WELD ASSY <i>15K STANDARD FLOOR UP TO SERIAL No 710801 (F5), 803232 (V6) & 900299 (VARIO) REPLACED BY SUSPENSION FLR</i>	1
2	CBR00268	BEARING GLACIER DU 4	2
3	CEL00154	MAGNET 60 X24 X 17	15
4	CMH00641	SHAFT 22 X 1310	1
5	ACH00323	KNIFE RELEASE LEVER ASSY	1
6	CFA00009	ROLL PIN 8X40	1
7	CKN00014	KNIFE CHOPPER UNIT	15
7	CKN00021	KNIFE CHOPPER UNIT KOREAN	7
8	CFA00135	WASHER FLAT 1" Z/P	4
9	CRA00185	RAM KNIFE ACTUATION BW	2
9	CRA00713	RAM KNIFE CHOPPING ADJ END <i>ALTERNATIVE OPTION (TO CRA00185) WHICH ALLOWS ADJUSTMENT TO SET KNIFE CUTTING HEIGHT</i>	1
10	CFA00413	WASHER FLAT 20MM Z/P	4
11	CFA00073	ROLL PIN 6X40	2
12	CZB02203	1.5MM L GRASS GUARD CHOPPER F5	1
13	CFA00519	SETSCREW M8X16 FLD ZP	2
14	CMH01069	SHAFT 35X1300 (15K BAR)	1
15	CFA00387	KEY 8X7X50	2
16	CTP00372	KNIFE RAM ACTUATOR CAST <i>REPLACES ACH02286</i>	2
17	CTP00266	KNIFE ACTUATOR ARM 35MM	15
18	CFA00504	ROLL PIN 12X60	15
19	CFA00642	ROLL PIN 7X60	15
20	CEL00059	MAGNET 20 X 10 260369	1
21	CFA00261	SETSCREW M5X25 CSK HEX SS	1
22	CFA00348	NUT M5 NYLOC SS	1
23	CFA00051	GRUBSCREW M8X10	2
24	CZD04279	4MM L KNIFE ARM LOCK BAR	4
25	CBR00072	BEARING INA 2 BOLT RAE 30 NPPB	2
26	CFA00068	BOLT M10X25 CUP SQ. Z/P	4
27	CFA00123	NUT M10 NYLOC	4
28	CFA00547	BOLT M14X70 Z/P	2
29	CFA00147	WASHER FLAT 8MM Z/P	16
30	CFA00102	SETSCREW M8X25 Z/P	8
31	CFA00132	NUT M8 NYLOC Z/P	8
32	CFA00222	WASHER FLAT 14MM Z/P	8
33	CFA00126	NUT M14 NYLOC	2
34	CRA00193	RAM CHOPPER FLOOR 20	2
35	CZE00143	5MM L KNIFE BLANK BALER	8
36	CZD02356	4MM L LOCK BRACKET <i>FOR GERMAN CHOPPER UNITS ONLY UP TO SERIAL No 710086 (ALSO ORDER 2x CFA00025, CFA00201 & CFA00123)</i>	1
37	CZE00168	5MM L KNIFE BLANK <i>FOR GERMAN CHOPPER UNITS ONLY UP TO SERIAL No 710086 (PRE 2016 MODELS ONLY)</i>	8
38	ACN00055	KNIFE HOLDER GERMAN 35MM <i>FOR GERMAN CHOPPER UNITS ONLY UP TO SERIAL No 710086 (PRE 2016 MODELS ONLY)</i>	15
39	CKN00016	KNIFE FOR GERMAN DROP FLOOR <i>FOR GERMAN CHOPPER UNITS ONLY UP TO SERIAL No 710086 (PRE 2016 MODELS ONLY)</i>	15
41	ALA00203	15 KNIFE ARM COMP ASSY <i>FOR STANDARD 15 KNIFE CHOPPER UNITS [Specify Machine type/Serial No + Year of manufacture when ordering this part]</i>	1

No.	Part No	Description	Qty
41	ALA00281	15 KNIFE ARM COMP ASSY (GERMAN) <i>FOR GERMAN 15 KNIFE CHOPPER UNITS UP TO SERIAL No 710086 (PRE 2016 MODELS ONLY) [Specify Type+Serial No]</i>	1
41	ALA00661	7 KNIFE ARM COMP ASSY (KOREAN) <i>FOR KOREAN 7 KNIFE CHOPPER UNITS [Specify Machine type/Serial No + Year of manufacture when ordering this part]</i>	1
44	ACN00089	KNIFE MAGNET LEVER ASSY	1
44a	CFA00402	CIRCLIP 30MM EXTERNAL ZP	1
44b	CFA00883	KEY 8X7X20	1

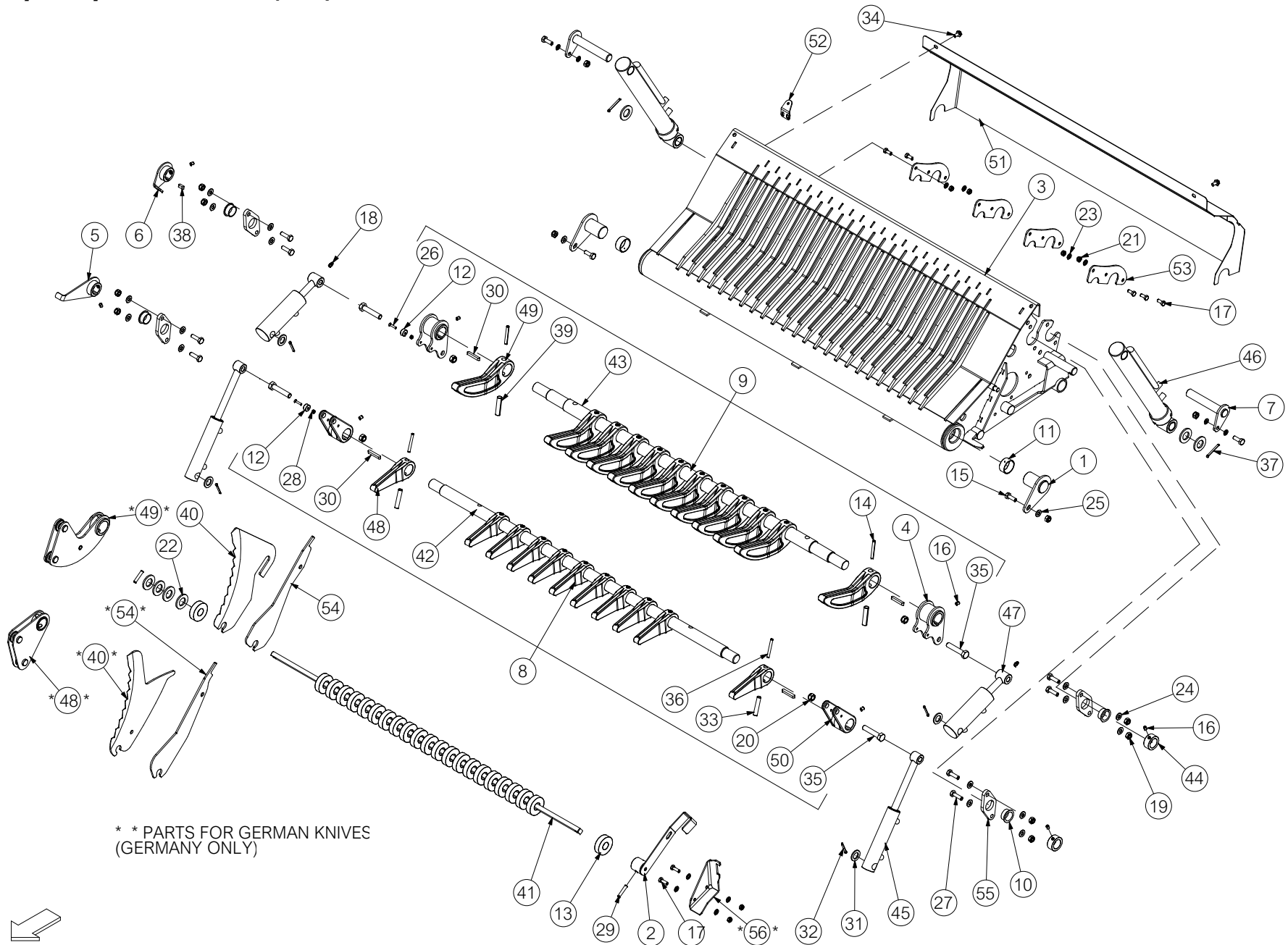
Pick-up drop floor suspension (971)



No.	Part No	Description	Qty
1	ACH00323	KNIFE RELEASE LEVER ASSY	1
2	ACH01607	SUSPENSION FLOOR WELD 25K BIG ROTOR	1
		<i>25K SUSPENSION FLOOR FROM SERIAL No 662200 (FUSION 3), 710486 (F5), 802926 (V6) & 900300 (VARIO)</i>	
2	ACH03015	SUSPENSION FLOOR 15K WELD ASM BIG ROTOR	1
		<i>15K SUSPENSION FLOOR FROM SERIAL No 710802 (F5), 803233 (V6) & 900300 (VARIO)</i>	
3	CTP00553	SENSOR READOUT KNIFE ARM	1
		<i>REPLACES ACN00147</i>	
4	ALA00790	25 KNIFE BAR COMP ASM BIG ROTOR	1
4	ALA00822	15 KNIFE ARM COMP ASM BIG ROTOR	1
5	ALA00789	LINK ARM ASSY DROP FLOOR	2
		<i>REPLACES ALA00751</i>	
6	CTP00536	FLOOR SUSPENSION SPRING TENSIONER BRCKT	2
		<i>REPLACES ALA00754 WHICH CAN ALSO BE USED</i>	
7	KST00089	DUPLEX CHAIN BUFFER KIT	2
		<i>80MM INSTALLATION LENGTH (INCLUDES 1x CBE00340 & 2x ITEM 52)</i>	
8	CBR00007	BEARING GLACIER PM 3025 DX	2
9	CBR00068	BEARING 30X34X16 STEPPED PLASTIC	2
10	CBR00127	BEARING SPHERICAL 30MM GE30ES 2RS	2
11	CEL00154	MAGNET 60 X24 X 17	25
12	CFA00009	ROLL PIN 8X40	2
13	CFA00017	SETSCREW M10X30 CUP SQ Z/P	4
14	CFA00024	SETSCREW M10X25 Z/P	4
15	CFA00051	GRUBSCREW M8X10	4
16	CFA00073	ROLL PIN 6X40	2
17	CFA00102	SETSCREW M8X25 Z/P	15
18	CFA00118	GREASE NIPPLE M8X1.25 STRAIGHT	4
19	CFA00123	NUT M10 NYLOC	4
20	CFA00128	NUT M16 NYLOC	2
21	CFA00132	NUT M8 NYLOC Z/P	16
22	CFA00135	WASHER FLAT 1" Z/P	4
23	CFA00147	WASHER FLAT 8MM Z/P	30
24	CFA00201	WASHER FLAT 10 MM Z/P	4
25	CFA00222	WASHER FLAT 14MM Z/P	2
26	CFA00251	WASHER SKM10	4
27	CFA00339	CIRCLIP 20MM EXTERNAL	4
28	CFA00387	KEY 8X7X50	2
29	CFA00413	WASHER FLAT 20MM Z/P	8
30	CFA00475	SPLIT PIN 5X40 Z/P	2
31	CFA00504	ROLL PIN 12X60 ZP	25
32	CFA00519	SETSCREW M8X16 FLD ZP	2
33	CFA00556	SPLIT PIN 6X50 Z/P	2
34	CFA00642	ROLL PIN M7X60	25
35	CFA00949	KEY 8X7X10	1
36	CFA01083	CIRCLIP 50MM INTERNAL	4
37	CKN00014	KNIFE CHOPPER UNIT STD (LONG)	25
38	CMH00641	SHAFT 22 X 1310	1
39	CMH01109	WASHER 17X40X12 Z/P	2
40	CMH01314	BUSH 30X45X20	1
41	CMH01483	PIN 14 X 70 Z/P	2
42	CMH01477	SHAFT 35X1315 (25 K BAR)	1

No.	Part No	Description	Qty
42	CMH01731	SHAFT 35X1320 SUSP FLOOR (15K BAR)	1
43	CMH01656	BUSH 30X50X16 Z/P	2
44	CMH01711	PIN 20X36 Z/P	2
45	CRA00185	RAM KNIFE ACTUATION BW	2
46	CRA00193	RAM CHOPPER FLOOR 20X40 BW	2
47	CTP00266	KNIFE ACTUATOR ARM	25
		<i>REPLACES ACH02267</i>	
48	CTP00372	KNIFE RAM ACTUATOR	2
49	CZB00380	1.5MM D-FLOOR GUARD FUS3 & F5	1
		<i>USED ON FUSION 3 UP TO SERIAL No 664000 & F5 MACHINES UP TO SERIAL No 712266</i>	
49	CZB00382	1.5MM SUSPENSION DROP FLOOR GUARD	1
		<i>USED ON FUSION 3 FROM SERIAL No 664001 & F5 MACHINES FROM SERIAL No 712267</i>	
49	AGD00002	DROP FLOOR GUARD V6 & VARIO	1
50	CZD02628	4MM L DROP FLOOR PART	5
51	CZD02959	WASHER 10X40X4	4
52	CZD05074	4MM L WASHER 16X68X4	4
53	CZE00306	5MM L KNIFE BLANK (BIG ROTOR)	1
54	CZH03537	10MM L SHAFT BUSH BRACKET	2

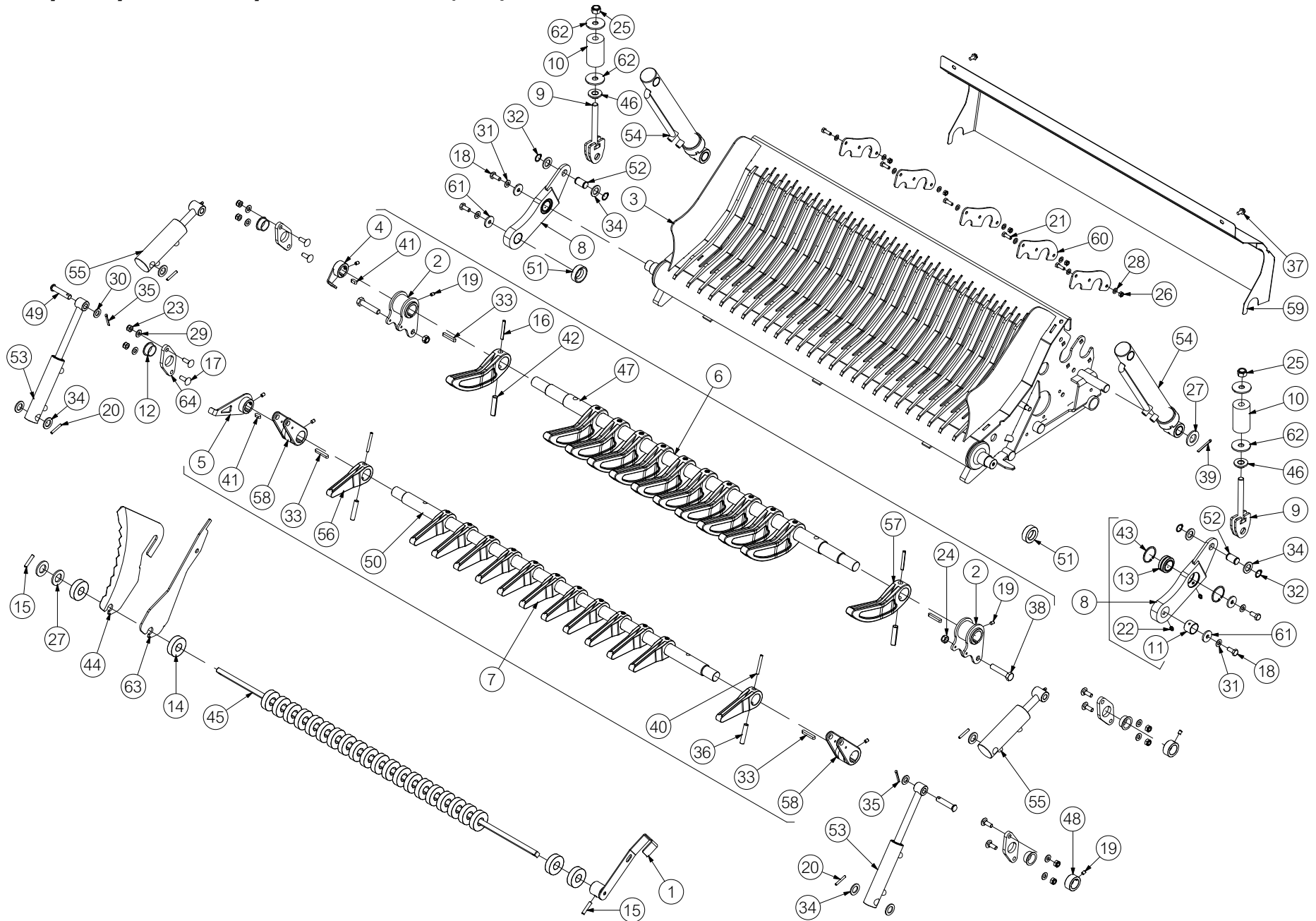
Pick-up drop floor select (803)



No.	Part No	Description	Qty
1	ACH00321	PIN CHOPPER FLOOR HINGE Z/P	2
2	ACH00323	KNIFE RELEASE LEVER ASSY	1
3	ACH01337	DROP FLOOR WELD ASM 25K SELECT	1
<i>25K FLOOR USED UP TO SERIAL No 662199 (FUSION 3), 710485 (F5), 802925 (V6) & 900299 (VARIO)</i>			
3	ACH01093	DROP FLOOR WELD ASM 23K SELECT	1
<i>23K FLOOR USED UP TO SERIAL No 656828 (FUSION 3), 708117 (F5) & 801429 (V6) - [REPLACED BY 25K STD FLOOR]</i>			
3	ACH01113	DROP FLOOR WELD ASM 15K SELECT	1
<i>15K FLOOR USED UP TO SERIAL No 710801 (F5), 803232 (V6) & 900299 (VARIO) - [REPLACED BY SUSPENSION FLOOR]</i>			
4	ACH01096	KNIFE ACTUATOR SELECT KNIFE	2
5	ACN00147	KNIFE ARM SELECTABLE FLOOR	1
<i>FROM SERIAL NO 656829/708243/801354 FOR FUSION/F5/V6 (REPLACES ACN00089)</i>			
6	ACN00127	KNIFE LEVER ARM SELECTABLE FLOOR	1
<i>FROM SERIAL NO 656829/708243/801354 FOR FUSION 3/F5/V6</i>			
7	ALA00247	DROP FLOOR RAM PIN Z/P	2
8	ALA00577	25K SELECT KNIFE ARM 1 ASSY	1
8	ALA00436	23K SELECT KNIFE ARM 1 ASSY	1
8	ALA00460	15K SELECT KNIFE ARM 1 ASSY	1
8	ALA00630	25K GERMAN SELECT ARM 1 ASSY	1
<i>** GERMAN KNIVES ONLY (25K ARM ASM) UP TO SERIAL No 659804 (FUS 3), 710086 (F5), 802638 (V6) & 900171 (VARIO)</i>			
8	ALA00488	23K GERMAN SELECT FRONT ARM ASSY	1
<i>** GERMAN KNIVES (23 KNIFE) COMPLETE ARM ASM (GERMANY) PRE 2014 MODELS ONLY</i>			
8	ALA00466	15K GERMAN SELECT ARM 1 ASSY	1
<i>** GERMAN KNIVES ONLY (15K ARM ASM) UP TO SERIAL No 659804 (FUS 3), 710086 (F5), 802638 (V6) & 900171 (VARIO)</i>			
9	ALA00437	23-25K SELECT KNIFE ARM 2 ASSY	1
9	ALA00461	15K SELECT KNIFE ARM 2 ASSY	1
9	ALA00489	23-25K GERMAN SELECT ARM 2 ASSY	1
<i>** GERMAN KNIVES (23 OR 25K ARM ASM) UP TO SERIAL No 659804 (FUS 3), 710086 (F5), 802638 (V6) & 900171 (VARIO)</i>			
9	ALA00465	15K GERMAN SELECT KNIFE ARM 2 ASSY	1
<i>** GERMAN KNIVES ONLY (15K ARM ASM) UP TO SERIAL No 659804 (FUS 3), 710086 (F5), 802638 (V6) & 900171 (VARIO)</i>			
10	CBR00068	BEARING 30X34X16 STEPPED PLAS	4
11	CBR00268	BEARING GLACIER DU 4	2
12	CEL00059	MAGNET 20 X 10 260369	2
<i>UP TO SERIAL NO 656828/708242/801353 FOR FUSION 3/F5/V6</i>			
13	CEL00154	MAGNET 60 X24 X 17	25
14	CFA00642	ROLL PIN 7X60 ZP	12
<i>UP TO SERIAL NO 657563/708623/801687 FOR FUSION 3/F5/V6</i>			
14	CFA00011	ROLL PIN 8X60 DIN 1481	12
<i>FROM SERIAL NO 657564/708624/801688 FOR FUSION 3/F5/V6</i>			
15	CFA00025	SETSCREW M10X30	4
16	CFA00051	GRUBSCREW M8X10	8
17	CFA00102	SETSCREW M8X25 Z/P	17
18	CFA00118	GREASE NIPPLE M8X1.25 STRAIGHT	2
19	CFA00123	NUT M10 NYLOC	12
20	CFA00126	NUT M14 NYLOC	4
21	CFA00132	NUT M8 NYLOC Z/P	17
22	CFA00135	WASHER FLAT 1" Z/P	8
23	CFA00147	WASHER FLAT 8MM Z/P	19
24	CFA00201	WASHER FLAT 10 MM Z/P	16
25	CFA00251	WASHER SKM10	2
26	CFA00261	SETSCREW M5X25 CSK HEX SS	2
27	CFA00311	SETSCREW M10X35 Z/P	8

No.	Part No	Description	Qty
28	CFA00348	NUT M5 NYLOC SS	2
29	CFA00380	ROLL PIN 8X40 Z/P	2
30	CFA00387	KEY 8X7X50	4
31	CFA00413	WASHER FLAT 20MM Z/P	4
32	CFA00475	SPLIT PIN 5X40 Z/P	4
33	CFA00504	ROLL PIN 12X60 Z/P	13
34	CFA00519	SETSCREW M8X16 FLD ZP	2
35	CFA00547	BOLT M14X70 Z/P	4
36	CFA00642	ROLL PIN M7X60	13
37	CFA00669	SPLIT PIN 8X50 Z/P	2
38	CFA00883	KEY 8X7X20	1
39	CFA00504	ROLL PIN 12X60 ZP	12
<i>UP TO SERIAL NO 657563/708623/801687 FOR FUSION 3/F5/V6</i>			
39	CFA01009	ROLL PIN 14 X 60 Z/P DIN 1481	12
<i>FROM SERIAL NO 657564/708624/801688 FOR FUSION 3/F5/V6</i>			
40	KCN00014	KNIFE CHOPPER UNIT STANDARD	25
40	KCN00016	KNIFE FOR FLOOR (GERMANY ONLY)	25
<i>** GERMAN KNIVES ONLY - UP TO SERIAL No 659804 (FUSION 3), 710086 (F5 SERIES), 802638 (V6) & 900171 (VARIO)</i>			
41	CMH00641	SHAFT 22 X 1310 MAGNET	1
42	CMH01496	SHAFT 35X1320 (25 KNIFE SELECT)	1
42	CMH01225	SHAFT 35X1300 (23 KNIFE SELECT)	1
42	CMH01069	SHAFT 35X1300 (15 KNIFE SELECT)	1
43	CMH01308	SHAFT 40X1320 23-25 KNIFE SELECT	1
43	CMH01358	SHAFT 40X1305 15 KNIFE SELECT	1
44	CMH01314	BUSH 30X45X20	2
45	CRA00185	RAM KNIFE ACTUATION BW	2
46	CRA00193	RAM CHOPPER FLOOR 20X40 BW	2
47	CRA00637	RAM 45X20 SELECT KNIFE	2
48	CTP00266	KNIFE ACTUATOR ARM STANDARD	13
48	ACN00055	KNIFE HOLDER GERMAN 12MM HOLE	13
<i>** GERMAN KNIVES ONLY - UP TO SERIAL No 659804 (FUSION 3), 710086 (F5 SERIES), 802638 (V6) & 900171 (VARIO)</i>			
49	CTP00360	KNIFE ARM SELECTABLE STANDARD	12
<i>STANDARD KNIVES (MUST ALSO ORDER LARGER ROLL PINS CFA00011 & CFA01009)</i>			
49	ALA00467	KNIFE ARM ASSY SELECT GERMAN	12
<i>** GERMAN KNIVES PRE 2016 MODELS ONLY (MUST ALSO ORDER LARGER ROLL PINS CFA00011 & CFA01009)</i>			
50	CTP00372	KNIFE RAM ACTUATOR	2
51	CZB00380	1.5MM D-FLOOR GUARD FUS3 & F5	1
51	AGD00002	DROP FLOOR GUARD V6 & VARIO	1
52	CZC04421	3MM L DROP FLOOR MAGNET BRACKET F5500 ONLY	1
53	CZD02628	4MM L DROP FLOOR PART	5
54	CZE00143	5MM L KNIFE BLANK BLR STANDARD	1
54	CZE00168	5MM KNIFE BLANK (GERMANY ONLY)	1
55	CZH03537	10MM L SHAFT BUSH BRACKET	4
56	CZD02647	4MM GERMAN KNIFE LOCK BRACKET	1
<i>** GERMAN KNIVES ONLY - UP TO SERIAL No 659804 (FUSION 3), 710086 (F5 SERIES), 802638 (V6) & 900171 (VARIO)</i>			

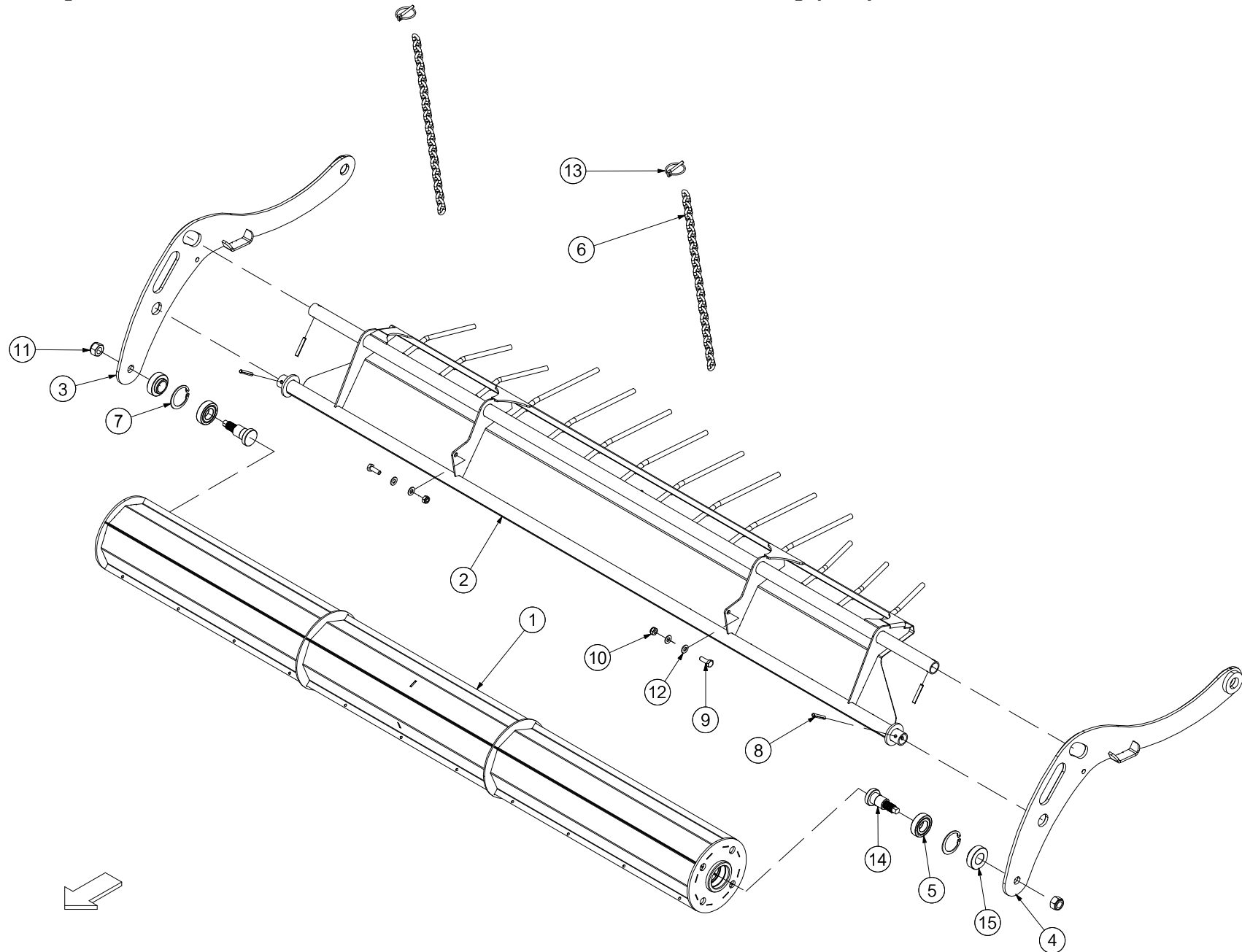
Pick-up drop floor suspension select (976)



No.	Part No	Description	Qty
1	ACH00323	KNIFE RELEASE LEVER ASSY	1
2	ACH01096	KNIFE ACTUATOR SELECT KNIFE	2
3	ACH01607	SUSPENSION FLOOR WELD 25K BIG ROTOR	1
<i>25K SUSPENSION FLOOR FROM SERIAL No 662200 (FUSION 3), 710486 (F5), 802926 (V6) & 900300 (VARIO)</i>			
3	ACH03015	SUSPENSION FLOOR 15K WELD ASM BIG ROTOR	1
<i>15K SUSPENSION FLOOR FROM SERIAL No 710802 (F5), 803233 (V6) & 900300 (VARIO)</i>			
4	ACN00127	KNIFE LEVER ARM SELECTABLE FLOOR	1
<i>USED UP TO SERIAL No 664000 (FUSION 3), 712266 (F5), 805179 (V6) & 900518 (VARIO)</i>			
4	ACN00181	SENSOR TARGET BRACKET SELECT KNIFE	1
<i>USED FROM SERIAL No 664001 (FUSION 3), 712267 (F5), 805180 (V6) & 900519 (VARIO)</i>			
5	CTP00553	SENSOR READOUT KNIFE ARM	1
<i>REPLACES ACN00147</i>			
6	ALA00437	23-25K SELECT KNIFE ARM 2 ASSY	1
<i>USED UP TO SERIAL No 664000 (FUSION 3), 712266 (F5), 805179 (V6) & 900518 (VARIO)</i>			
6	ALA00923	25K SELECT KNIFE ARM 2 ASSY	1
<i>USED FROM SERIAL No 664001 (FUSION 3), 712267 (F5), 805180 (V6) & 900519 (VARIO)</i>			
6	ALA00832	15K SELECT KNIFE ARM 2 ASSY BIG ROTOR	1
<i>USED UP TO SERIAL No 712266 (F5), 805179 (V6) & 900518 (VARIO)</i>			
6	ALA00924	15K SELECT KNIFE ARM 2 ASSY BIG ROTOR	1
<i>USED FROM SERIAL No 712267 (F5), 805180 (V6) & 900519 (VARIO)</i>			
7	ALA00577	25K SELECT KNIFE ARM 1 ASSY	1
7	ALA00831	15 KNIFE ARM 1 SEL FLOOR BIG ROTOR	1
8	ALA00789	SUSPENSION ARM DROP FLOOR	2
<i>REPLACES ALA00751</i>			
9	CTP00536	FLOOR SUSPENSION SPRING TENSIONER BRCKT	2
<i>REPLACES ALA00754 WHICH CAN ALSO BE USED</i>			
10	KST00089	DUPLEX CHAIN BUFFER KIT	2
<i>80MM INSTALLATION LENGTH (INCLUDES 1x CBE00340 & 2x ITEM 62)</i>			
11	CBR00007	BEARING GLACIER PM 3025 DX	2
12	CBR00068	BEARING 30X34X16 STEPPED PLASTIC	4
13	CBR00127	BEARING SPHERICAL 30MM GE30ES 2RS	2
14	CEL00154	MAGNET 60 X24 X 17	25
15	CFA00009	ROLL PIN 8X40	2
16	CFA00011	ROLL PIN 8X60	12
17	CFA00017	SETSCREW M10X30 CUP SQ Z/P	8
18	CFA00024	SETSCREW M10X25 Z/P	4
19	CFA00051	GRUBSCREW M8X10	8
20	CFA00073	ROLL PIN 6X40	4
21	CFA00102	SETSCREW M8X25 Z/P	15
22	CFA00118	GREASE NIPPLE M8X1.25 STRAIGHT	4
23	CFA00123	NUT M10 NYLOC	8
24	CFA00126	NUT M14 NYLOC	2
25	CFA00128	NUT M16 NYLOC	2
26	CFA00132	NUT M8 NYLOC Z/P	16
27	CFA00135	WASHER FLAT 1 Z/P	4
28	CFA00147	WASHER FLAT 8MM Z/P	30
29	CFA00201	WASHER FLAT 10 MM Z/P	8
30	CFA00222	WASHER FLAT 14MM Z/P	2
31	CFA00251	WASHER SKM10	4
32	CFA00339	CIRCLIP 20MM EXTERNAL	4
33	CFA00387	KEY 8X7X50	4

No.	Part No	Description	Qty
34	CFA00413	WASHER FLAT 20MM Z/P	10
35	CFA00475	SPLIT PIN 5X40 Z/P	2
36	CFA00504	ROLL PIN 12X60 Z/P	13
37	CFA00519	SETSCREW M8X16 FLD ZP	2
38	CFA00547	BOLT M14X70 Z/P	2
39	CFA00556	SPLIT PIN 6X50 Z/P	2
40	CFA00642	ROLL PIN M7X60	13
41	CFA00883	KEY 8X7X20	2
42	CFA01009	ROLL PIN 14 X 60 Z/P DIN 1481	12
43	CFA01083	CIRCLIP 50MM INTERNAL	4
44	KCN00014	KNIFE CHOPPER UNIT STD (LONG)	25
45	CMH00641	SHAFT 22 X 1310	1
46	CMH01109	WASHER 17X40X12 Z/P	2
47	CMH01308	SHAFT40X1320 23-25KNIFE SELECT	1
47	CMH01734	SHAFT 40X1320 15K SELECT ARM 2	1
48	CMH01314	BUSH 30X45X20	2
49	CMH01483	PIN 14 X 70 Z/P	2
50	CMH01496	SHAFT 35X1320 (25 K BAR) SELECT	1
50	CMH01731	SHAFT 35X1320 SUSP FLR 15K BAR	1
51	CMH01656	BUSH 30X50X16 Z/P	2
52	CMH01711	PIN 20X36 Z/P	2
53	CRA00185	RAM KNIFE ACTUATION BW	2
54	CRA00193	RAM CHOPPER FLOOR 20X40 BW	2
55	CRA00637	RAM 45X20 SELECT KNIFE	2
56	CTP00266	KNIFE ACTUATOR ARM	13
57	CTP00360	KNIFE ARM SELECTABLE FLOOR	12
58	CTP00372	KNIFE RAM ACTUATOR	2
59	CZB00380	1.5MM D-FLOOR GUARD FUS3 & F5	1
<i>USED ON FUSION 3 UP TO SERIAL No 664000 & ON F5 SERIES UP TO SERIAL No 712266</i>			
59	CZB00382	1.5MM SUSPENSION DROP FLOOR GUARD	1
<i>USED ON FUSION 3 FROM SERIAL No 664001 & ON F5 SERIES FROM SERIAL No 712267</i>			
59	AGD00002	DROP FLOOR GUARD V6 & VARIO	1
60	CZD02628	4MM L DROP FLOOR PART	5
61	CZD02959	WASHER 10X40X4	4
62	CZD05074	4MM L WASHER 16X68X4	4
63	CZE00306	5MM L KNIFE BLANK BIG ROTOR	1
64	CZH03537	10MM L SHAFT BUSH BRACKET	4

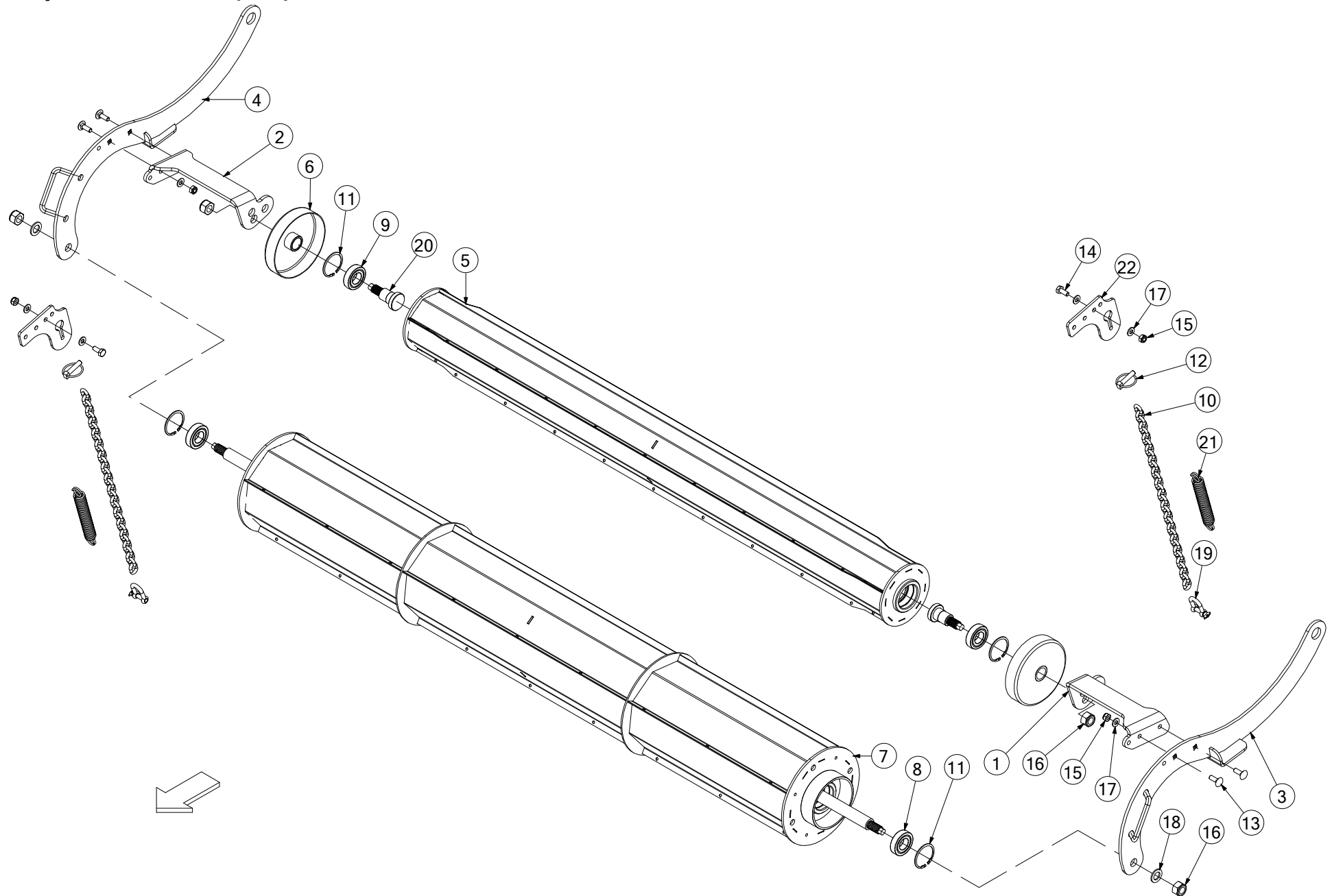
Crop roller [On Fusion-F5-V6 from Serial No 655681-706661-800616] (775)



No.	Part No	Description	Qty
1	ARC00324	CROP ROLLER WELD ASSY SMALL	1
2	ARC00325	CROP ROLLER COVER PLATE ASSY	1
3	ARC00326	CROP ROLLER SIDE PLATE ASSY (RHS)	1
4	ARC00327	CROP ROLLER SIDE PLATE ASSY (LHS)	1
5	CBR00299	BEARING 206 NPPB 30MM SPHERICAL	2
6	CCH00186	CHAIN 7X20 X 30 LINKS	2
7	CFA00002	CIRCLIP INTERNAL 20X1 DIN 472	2
8	CFA00010	ROLL PIN 8X50 Z/P	4
9	CFA00025	SETSCREW M10X30 ZP	2
<i>REPLACES CFA00016</i>			
10	CFA00123	NUT M10 NYLOC	2
11	CFA00129	NUT M20 NYLOC	2
12	CFA00201	WASHER FLAT 10 MM Z/P	4
13	CFA00202	LINCH PIN 6MM	2
14	CMH00148	SHAFT 30X95 M20 THREAD	2
15	CMH01445	BUSH 30X50X25 Z/P	2

No.	Part No	Description	Qty
-----	---------	-------------	-----

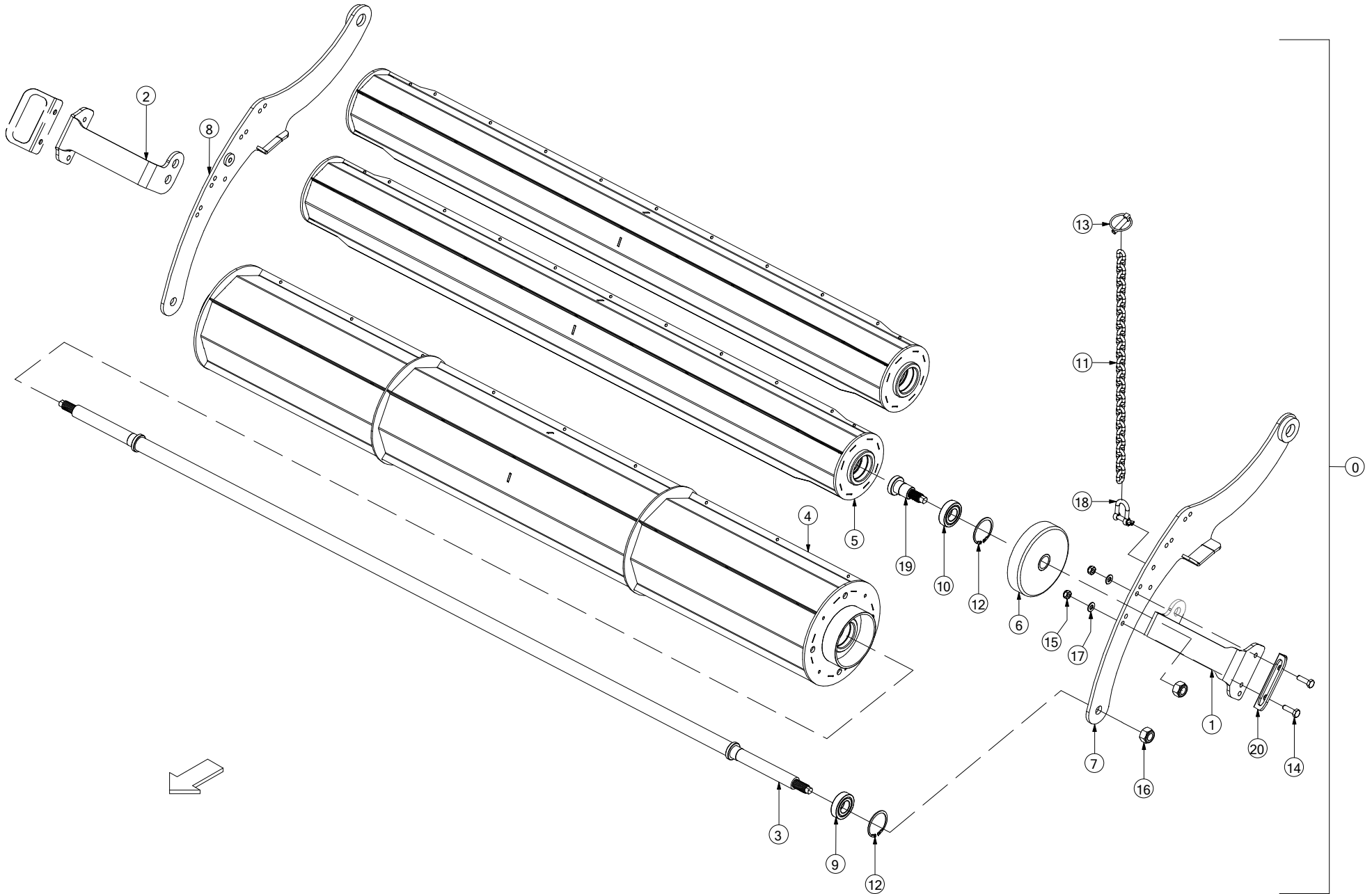
Crop roller double (966)



No.	Part No	Description	Qty
0	ARC00378	CROP ROLLER FULL ASSEM (CAMLESS)	1
<i>COMPLETE ASM (INCLUDES ITEMS 1 THROUGH 21) USED IN SPECIFIC MARKETS ON CAMLESS PICK-UPS ONLY</i>			
0	KST00088	DCR CAMTRACK REEL KIT	1
<i>COMPLETE ASM (INCLUDES ITEMS 1 TO 22) USED IN SPECIFIC MARKETS ON FUSION 3 CAMTRACK PICK-UPS ONLY</i>			
1	ACH03150	REAR CROP ROLLER HOLDER WELD ASSEM LHS	1
2	ACH03151	REAR CROP ROLLER HOLDER WELD ASSEM RHS	1
3	ARC00379	CROP ROLLER PLATE WELD ASSEM LHS (CAMLESS)	1
4	ARC00380	CROP ROLLER PLATE WELD ASSEM RHS (CAMLESS)	1
5	ARC00387	TOP ROLLER WELD ASSEM (SHORT)	1
6	ARC00392	CROP ROLLER SEAL (LARGE)	2
7	ARC00466	FRONT ROLLER ASSEM (DCR)	1
<i>INCLUDES ITEMS 8 & 11</i>			
8	CBR00024	BEARING 62062RS	2
9	CBR00299	BEARING 206 NPPB 30MM SPHERICAL	2
10	CCH00186	CHAIN CROP ROLLER 7X20X32 LINKS	2
11	CFA00002	62MM INTERNAL CIRCLIP DIN 472	4
12	CFA00005	LINCH PIN 10MM	2
13	CFA00017	SETSCREW M10X30 CUP SQ Z/P	4
14	CFA00025	SETSCREW M10X30 Z/P	4
15	CFA00123	NUT M10 NYLOC	8
16	CFA00129	NUT M20 NYLOC	4
17	CFA00201	WASHER FLAT 10 MM Z/P	10
18	CFA00413	WASHER FLAT 20MM Z/P	2
19	CFA00457	D SHACKLE 0.375" GAL	2
20	CMH00148	SHAFT 30X86 M20 THREAD Z/P	2
21	CSG00320	SPRING EXT 3.5X27.5X188 Z/P	2
22	CZF07624	6MM L DOUBLE CROP ROLLER CHAIN HOLDER	2
<i>USED ON FUSION VARIO ONLY (NOT SHOWN) PRIOR TO SERIAL No 900340</i>			
22	CZF07847	CAMLESS REEL CHAIN HANGER	1
<i>USED ON V6 FROM SERIAL No 805001 & FUSION VARIO FROM SERIAL No 900340 (LH SIDE)</i>			
22	ACH02980	PLATFORM BRACKET V6/ VARIO ASSY	1
<i>USED ON V6 FROM SERIAL No 805001 & FUSION VARIO FROM SERIAL No 900340 (RH SIDE)</i>			
22	CZF07625	6MM L DOUBLE CROP ROLLER CHAIN HOLDER F3	2
<i>USED ON FUSION 3 ONLY (NOT SHOWN)</i>			
22	CZF07629	6MM L CAMLESS CHAIN PLATE F5000 / V6	2
<i>USED ON F5 BALERS & V6 PRIOR TO SERIAL No 805001 (SHOWN)</i>			

No.	Part No	Description	Qty
-----	---------	-------------	-----

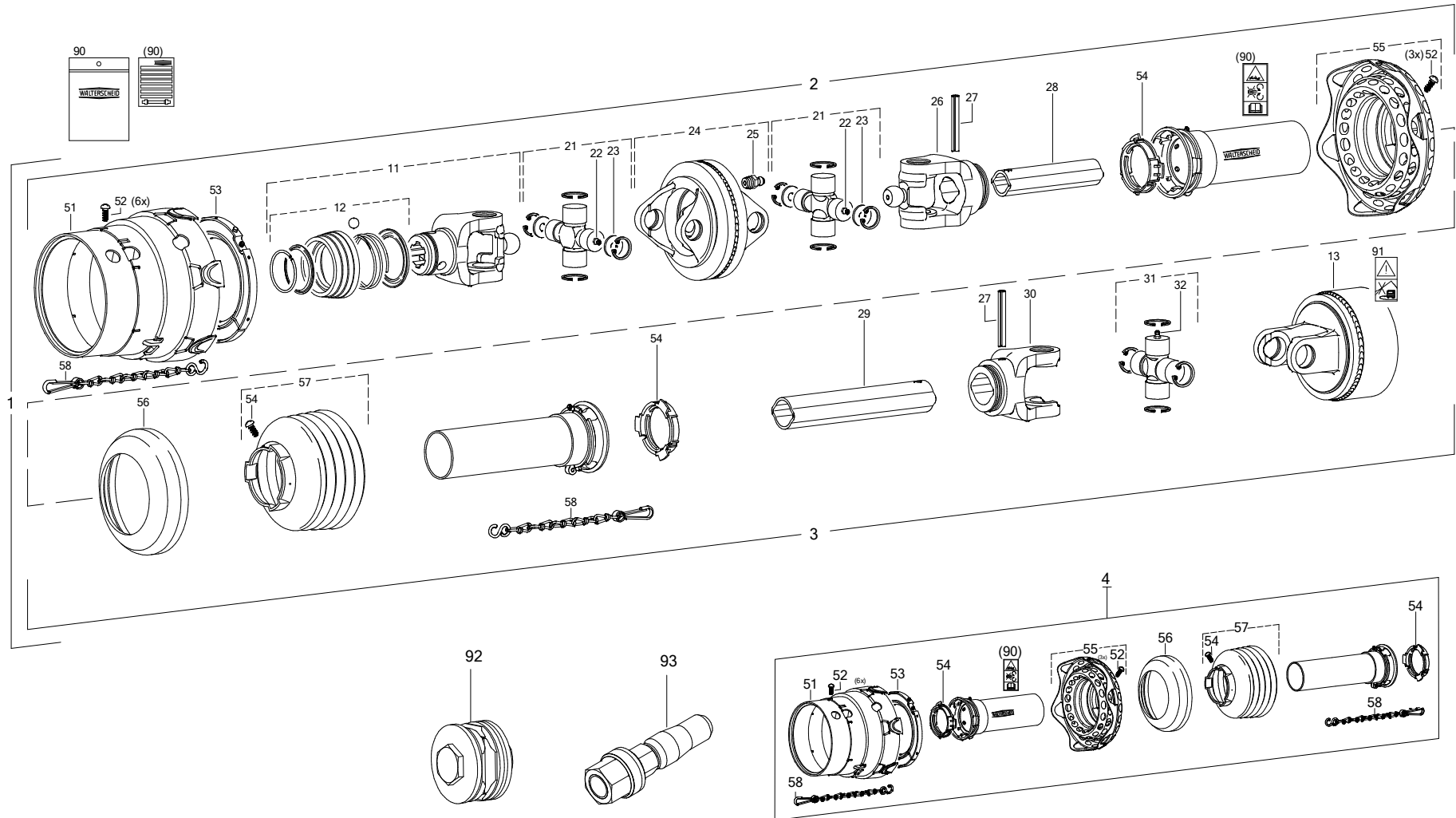
Crop roller triple [From Serial No. (F5) 712699 & (V6) 805523] (1134)



No.	Part No	Description	Qty
Item	Part Code	Description	Qty
0	ARC00465	Triple Crop Roller Assembly	1
<i>COMPLETE TRIPLE CROP ROLLER ASSEMBLY. USED IN SPECIFIC MARKETS, ON CAMLESS MACHINES ONLY.</i>			
1	ACH02922	REAR CROP ROLLER HOLDER WELD ASSEM (LHS)	2
2	ACH02923	REAR CROP ROLLER HOLDER WELD ASSEM (RHS)	2
3	ACH03042	FRONT ROLLER AXLE WELD ASSEM (CAMLESS)	1
4	ARC00377	ROLLER WELD ASSEM (CAMLESS)	1
5	ARC00387	TOP ROLLER WELD ASSEM (SHORT)	2
6	ARC00392	CROP ROLLER SEAL (LARGE)	4
7	ARC00472	TCR CARRIER PLATE WELD ASSEM LHS	1
<i>USED ON F5 SERIES FROM SERIAL No 712699 TO 715036 & V6 SERIES FROM SERIAL No 805523 TO 808699</i>			
7	ARC00518	TCR CARRIER WELD ASSEM LHS (APU00045)	1
<i>USED ON F5 SERIES FROM SERIAL No 715037 & V6 SERIES FROM SERIAL No 808700</i>			
8	ARC00473	TCR CARRIER PLATE WELD ASSEM RHS	1
<i>USED ON F5 SERIES FROM SERIAL No 712699 TO 715036 & V6 SERIES FROM SERIAL No 805523 TO 808699</i>			
8	ARC00519	TCR CARRIER WELD ASSEM RHS (APU00045)	1
<i>USED ON F5 SERIES FROM SERIAL No 715037 & V6 SERIES FROM SERIAL No 808700</i>			
9	CBR00024	BEARING 62062RS	2
10	CBR00299	BEARING 206 NPPB 30MM SPHERICAL	4
11	CCH00186	CHAIN CROP ROLLER 7X20X32 LINKS	2
12	CFA00002	62MM INTERNAL CIRCLIP DIN 472	6
13	CFA00005	LINCH PIN 10MM	2
14	CFA00016	BOLT M10X35	8
15	CFA00123	NUT M10 NYLOC	8
16	CFA00129	NUT M20 NYLOC	6
17	CFA00201	WASHER FLAT 10 MM Z/P	12
18	CFA00457	D SHACKLE 0.375" GAL	2
19	CMH00148	SHAFT 30X86 M20 THREAD Z/P	4
20	CZD00282	4MM L TCR FORMED HANDLE	2

No.	Part No	Description	Qty
-----	---------	-------------	-----

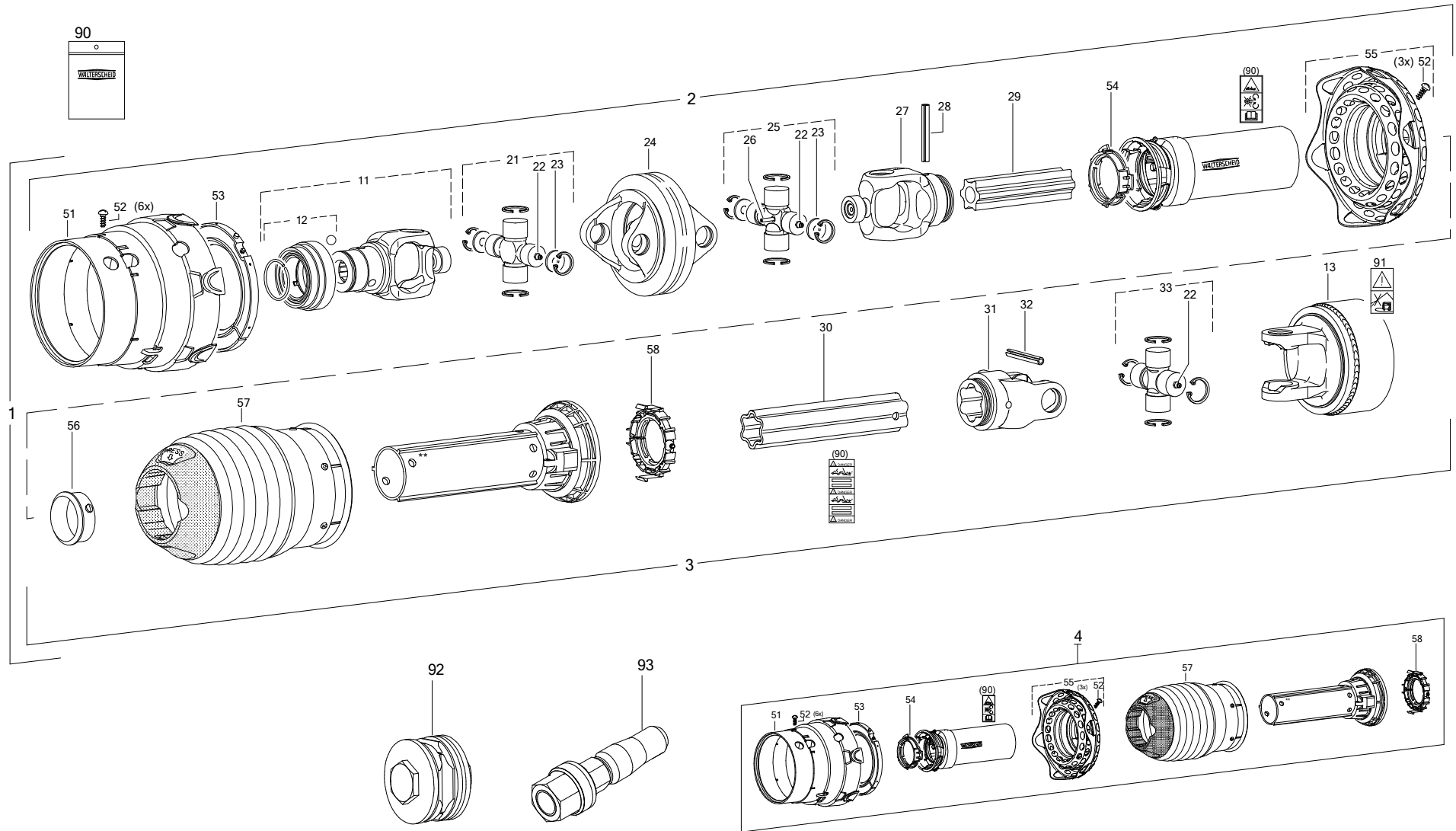
PTO Shaft 540rpm Standard Duty [491]



No.	Part No	Description	Qty
1	CMT00165	PTO SHAFT 1560MM FUSION2	1
2	CMT00178	PTO SHAFT FUS 2 TRACTOR HALF	1
3	CMT00179	PTO SHAFT FUSION 2 BALER HALF	1
4	CMT00257	PTO GUARD COMPLETE ASM CMT00062-165-250	1
11	CMT00081	YOKE QUICK DISCONNECT 1 3/4" 6 SPLINE	1
11	CMT00186	YOKE END 1 3/4" 20 SPLINE OPTION	1
12	CMT00174	KIT QUICK RELEASE DRV SF 6 SPLINE ONLY	1
13	CMT00083	CLUTCH CAM TYPE FUSION	1
21	CMT00084	UNIVERSAL JOINT TYPE 1	2
22	CFA00097	GREASE NIPPLE	2
23	CMT00085	PLATE DIA 26.95X2 FUSION PTO	4
24	CMT00086	YOKE DOUBLE WITH GREASE NIPPLE	1
25	CFA00628	GREASE NIPPLE M8X1 STRAIGHT	1
26	CMT00087	YOKE INNER SMALL PROFILE TUBE	1
27	CFA00629	SPLIT PIN 10X80	2
28	CMT00188	PROFILE TUBE COATED INNER	1
29	CMT00190	PROFILE TUBE OUTER	1
30	CMT00090	INNER YOKE LARGE PROFILE TUBE	1
31	CMT00091	UNIVERSAL JOINT TYPE 2	1
32	CFA00103	GREASE NIPPLE	1
51	CMT00169	CONE GUARD PTO FUSION	1
52	CFA00630	SCREW M4X10 FUSION PTO	10
53	CMT00093	BEARING RING LARGE DIA. FUSION	1
54	CMT00095	BEARING RING SMALL FUSION PTO	2
55	CMT00189	FLEXIBLE GUARD CONE	1
56	CMT00096	REINFORCEMENT COLLAR FUSION	1
57	CMT00097	GUARD CONE FUSION PTO	1
58	CCH00046	SAFETY CHAIN 400MM FUSION PTO	1
90	CLT00082	DECAL+MANUAL WARNING PTO SHAFT	1
91	CST00133	DECAL NO HIGH PRESSURE CLEANER	1
92	CMT00471	SPRING PACK CLUTCH 2200NM K64/24	1
93	CMT00158	CLAMP PIN BALER PTO SHAFT 7540	1

No.	Part No	Description	Qty
-----	---------	-------------	-----

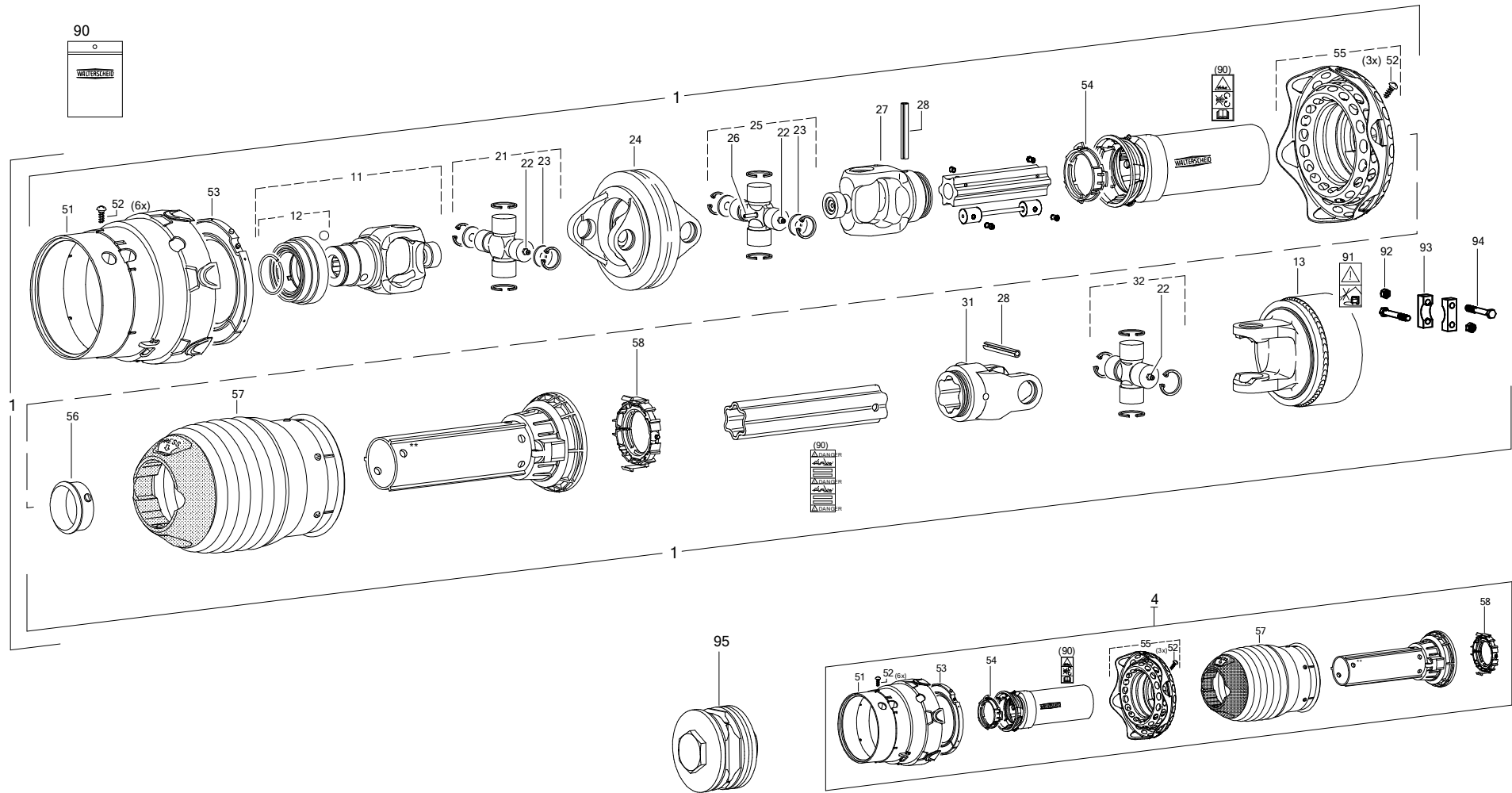
PTO Shaft 540rpm Heavy Duty [From Serial No 662277 / 900212] (1204)



No.	Part No	Description	Qty
1	CMT00230	PTO SHAFT P580 FUSION2 +2011	1
2	CMT00255	PTO SHAFT TRACTOR HALF P580 2011	1
3	CMT00256	PTO SHAFT BALER HALF P580 2011	1
4	CMT00695	PTO GUARD COMP. 1610-K64/24R 540RPM	1
11	CMT00338	YOKE COMPLETE HD PTO QS	1
11	CMT00186	YOKE END 1 3/4 20 SPLINE	1
12	CMT00337	KIT QUICK RELEASE HD PTO QS	1
13	CMT00213	CLUTCH CAM TYPE	1
21	CMT00235	UNIVERSAL JOINT WIDE ANGLE	1
22	CFA00097	GREASE NIPPLE	3
23	CMT00215	PLATE DIA. 31.95X2	4
24	CMT00234	PTO DOUBLE YOKE	1
25	CMT00236	UNIVERSAL JOINT WIDE ANGLE	1
26	CMT00237	LUBRICATION FITTING	1
27	CMT00238	PTO YOKE	1
28	CFA00629	SPLIT PIN 10X80	1
29	CMT00218	PROFILE TUBE INNER	1
30	CMT00219	PROFILE TUBE OUTER PWE580 STAR	1
31	CMT00220	YOKE PTO	1
32	CFA00871	ROLL PIN 10X90	1
33	CMT00240	PTO UNIVERSAL JOINT	1
51	CMT00222	GUARD CONE	1
52	CFA00630	SCREW M4X10 FUSION PTO	9
53	CMT00170	BEARING RING PTO FUSION	1
54	CMT00095	BEARING RING SMALL FUSION PTO	1
55	CMT00189	FLEXIBLE GUARD CONE	1
56	CMT00456	BEARING RING PK500-400 PTO SHAFT	1
57	CMT00457	CONE ADAPTOR 367MM PK500-400 PTO	1
58	CMT00242	PTO GUARD RING	1
90	CLT00326	PTO PWE580 INSTRUCTION MANUAL	1
91	CST00133	DECAL NO HIGH PRESSURE CLEANER	1
92	CMT00471	SPRING PACK CLUTCH 2200NM K64/24	1
93	CMT00158	CLAMP PIN BALER PTO SHAFT 7540	1

No.	Part No	Description	Qty
-----	---------	-------------	-----

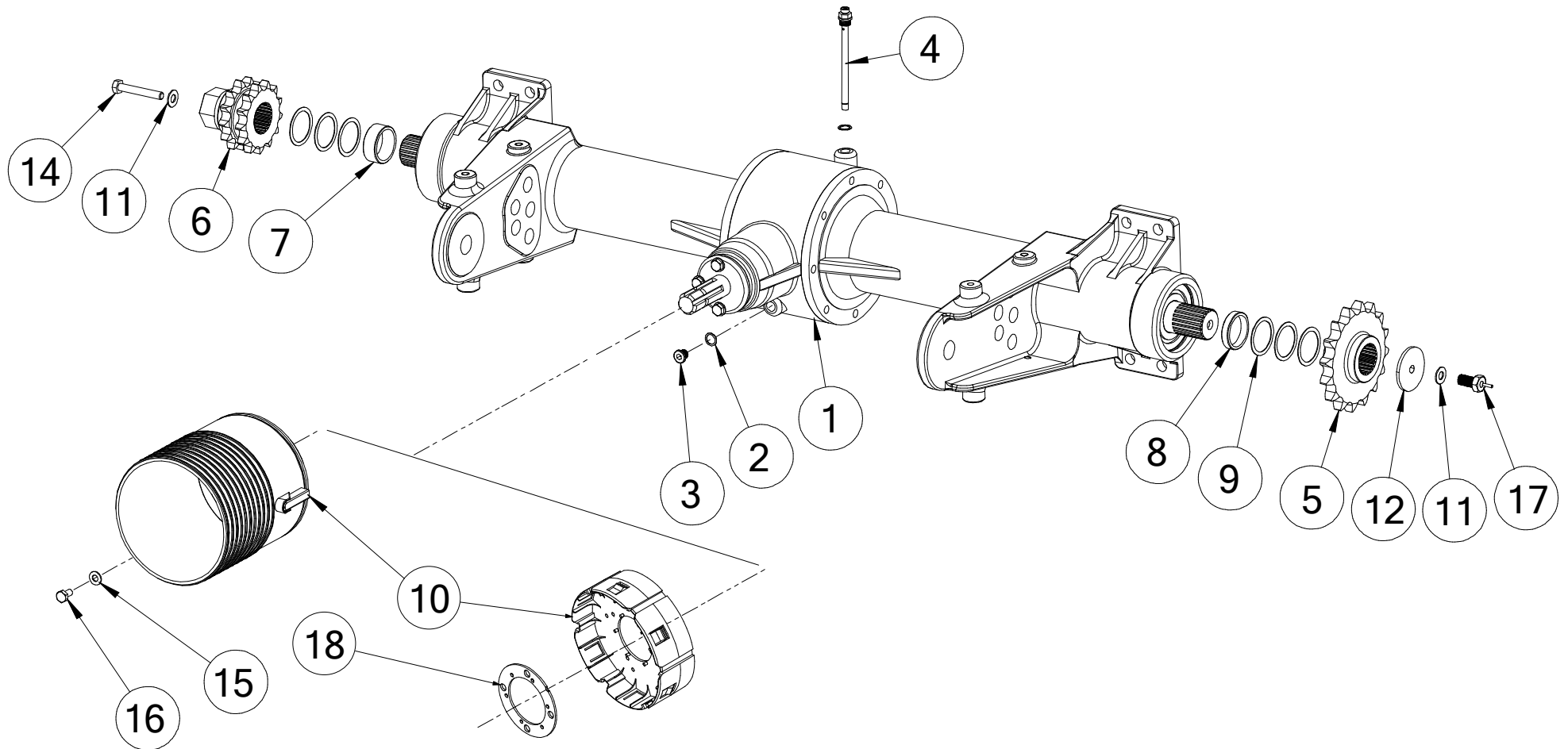
PTO Shaft 1000rpm (1145)



No.	Part No	Description	Qty
1	CMT00426	PTO 1000RPM K68/24 1500NM 6	1
1	CMT00502	PTO 1000RPM K68/24 1500NM 21S	1
4	CMT00696	PTO GUARD COMP. 1410 1000RPM	1
11	CMT00732	YOKE COMP. QSGP480-1 3/8 6	1
11	CMT00503	YOKE END 21 SPLINE 1000RPM SHAFT	1
11	CMT00521	YOKE END 1 3/4" 20 SPLINE P480	1
12	CMT00337	KIT QUICK RELEASE HD PTO QS PLASTIC	1
13	CMT00734	CLUTCH K68 24R 2400 3/8 21	1
21	CMT00084	UNIVERSAL JOINT 480 KIT	1
22	CFA00097	GREASE NIPPLE	3
23	CMT00085	PLATE DIA 26.95X2 FUSION PTO	4
24	CMT00735	YOKE DOUBLE P 480	1
25	CMT00736	UNIVERSAL JOINT 2480 P KIT	1
26	CMT00237	LUBRICATION FITTING	1
27	CMT00737	YOKE INBOARD P480-54	1
28	CFA00629	SPLIT PIN 10X80	2
31	CMT00220	YOKE PTO	1
32	CMT00091	UNIVERSAL JOINT PTO CROSS 3500	1
51	CMT00222	GUARD CONE	1
52	CFA00630	SCREW M4X10 FUSION PTO	9
53	CMT00170	BEARING RING PTO FUSION	1
54	CMT00095	BEARING RING SMALL FUSION PTO	1
55	CMT00189	FLEXIBLE GUARD CONE	1
56	CMT00456	BEARING RING PK500-400 PTO SHAFT	1
57	CMT00457	CONE ADAPTOR 367MM PK500-400 PTO	1
58	CMT00242	PTO GUARD RING	1
90	CLT00326	PTO PWE580 INSTRUCTION MANUAL	1
91	CST00133	DECAL NO HIGH PRESSURE CLEANER	1
92	CFA00124	NUT M12 NYLOC	2
93	CMT00746	CLAMP CLUTCH 1 3/8 D50	2
94	CFA02256	BOLT M12X85 Z/P	2
95	CMT00754	SPRING PACK CLUTCH 1500NM K68/24	1

No.	Part No	Description	Qty
-----	---------	-------------	-----

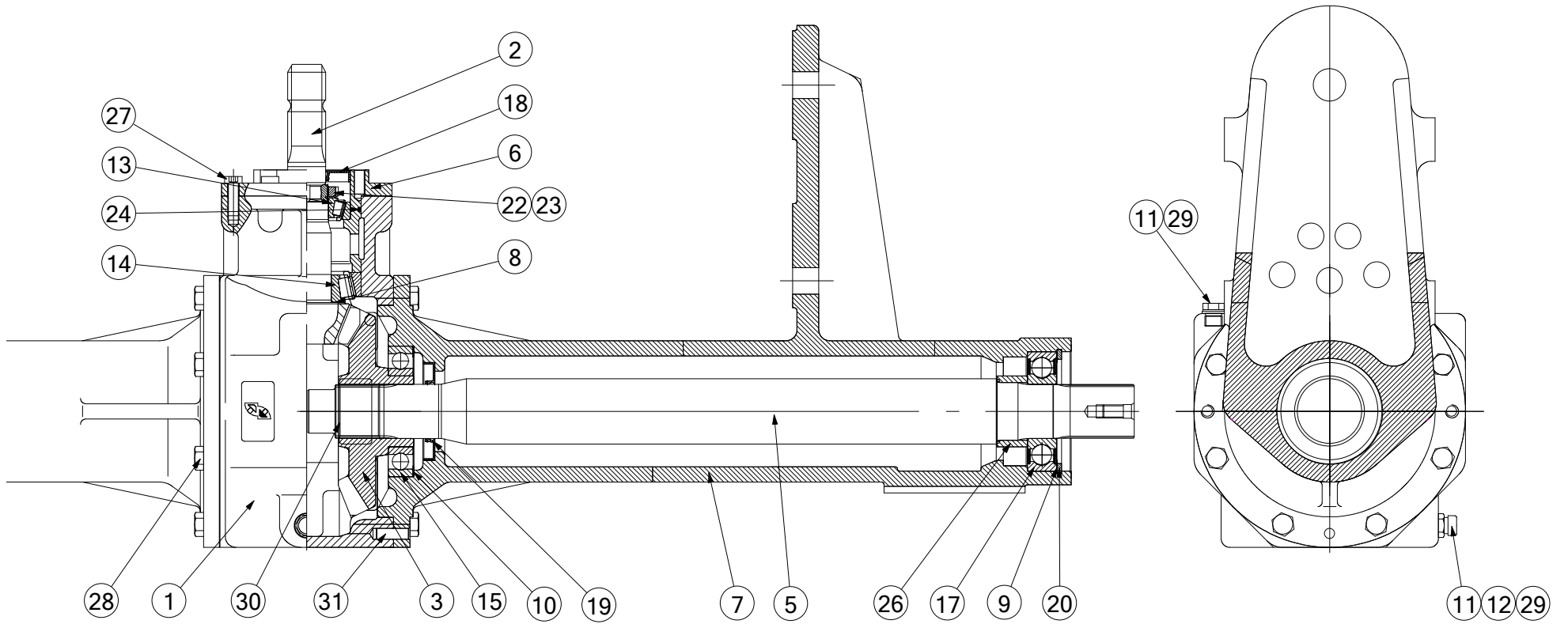
Gearbox 1 (134)



No.	Part No	Description	Qty
1	CMT00106	GEARBOX ASM ST BALER 540RPM SS	1
<i>540 RPM GEARBOX ASSEMBLY STANDARD (SHOWN)</i>			
1	CMT00498	GEARBOX 1000RPM HEAVY DUTY	1
<i>1000 RPM GEARBOX ASSEMBLY OPTIONAL (NOT SHOWN)</i>			
2	CSE00127	SEAL O-RING COPPER GEARBOX	2
<i>USED ON 540 RPM GEARBOX ONLY</i>			
3	CMT00073	DRAIN PLUG GEARBOX FUSION	1
<i>USED ON 540 RPM GEARBOX ONLY</i>			
4	CMT00072	FILLER BREATHER BALER GEARBOX	1
<i>USED ON 540 RPM GEARBOX CMT00106 ONLY</i>			
5	CMH02236	SPROCKET 1 1/4" 16T 50MM SPLINE	1
6	ARC00144	SPROCKET 13T DUPLEX ASSY	1
7	CMH01029	BUSH 50X60X23 F550 GEARBOX	1
8	CMH01030	BUSH 50X60X12 F550 GEARBOX	1
9	CFA00048	SHIM 50X62X1.0	6
10	CMT00156	GUARD GEARBOX	1
<i>USED WITH STD PTO SHAFT ON 540 RPM GEARBOX ONLY</i>			
10	CMT00395	PTO SHAFT GEARBOX ADAPTOR RING	1
<i>USED WITH HEAVY DUTY PTO SHAFT ON EITHER 540 RPM OR 1000 RPM GEARBOX</i>			
11	CFA00250	WASHER SKM12	2
12	CMH02963	BUSH STEPPED 12X70X10 Z/P	1
<i>REPLACES CZH02119 & CZC04301</i>			
14	CFA00330	BOLT M12X80 Z/P	1
15	CFA00251	WASHER SKM10	4
16	CFA00023	SETSCREW M10X20 Z/P	4
17	CVA00563	BEKA OIL PUMP DRIVE	1
18	CZC05636	3 MM L ADAPTOR PLATE	1
<i>USED WITH HEAVY DUTY PTO SHAFT ADAPTOR RING ON EITHER 540 RPM OR 1000 RPM GEARBOX</i>			

No.	Part No	Description	Qty
-----	---------	-------------	-----

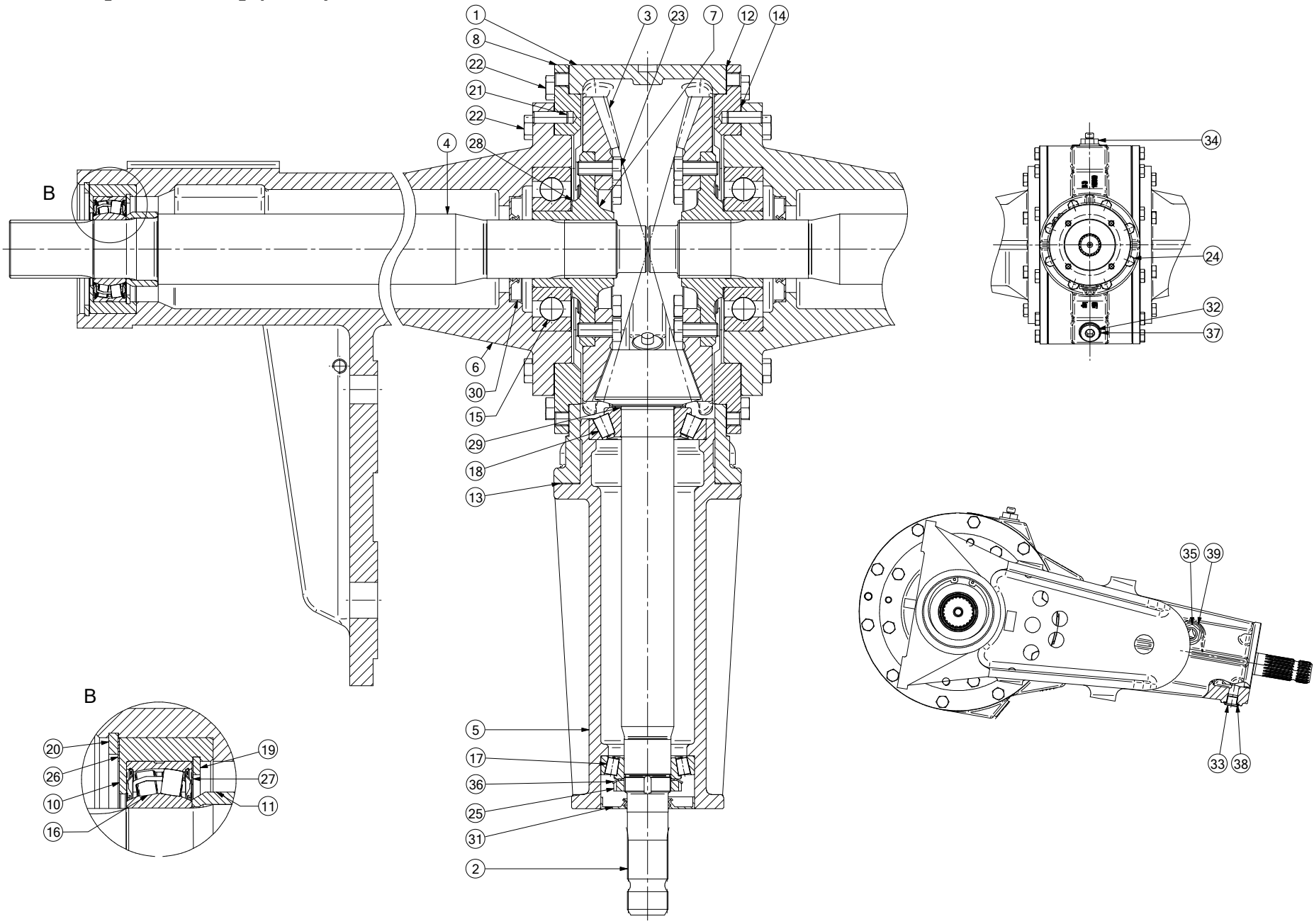
Gearbox 2 [540 RPM] (135)



No.	Part No	Description	Qty
0	CMT00106	GEARBOX ASM ST BALER 540RPM SS	1
<i>COMPLETE 540 RPM GEARBOX ASSEMBLY</i>			
1	CMT00161	GEARBOX HOUSING CENTRE	1
2	CMH02251	INPUT SHAFT (PINION)	1
3	CMH02252	BEVEL GEAR	2
<i>UP TO SERIAL NO. 704582 (F5 series) UP TO SERIAL NO. 800099 (V6 series)</i>			
3	CMH02458	BEVEL GEAR	2
<i>FROM SERIAL NO. 704583 (F5 series) FROM SERIAL NO. 800100 (V6 series)</i>			
5	CMH02253	MAIN SHAFT	2
6	CMT00160	INPUT ASSY HOUSING	1
7	CMT00104	GEARBOX HOUSING LEFT/RIGHT	2
<i>UP TO SERIAL NO. 704582 (F5 series) UP TO SERIAL NO. 800099 (V6 series)</i>			
7	CMT00244	GEARBOX HOUSING LEFT/RIGHT	2
<i>FROM SERIAL NO. 704583 (F5 series) FROM SERIAL NO. 800100 (V6 series)</i>			
8	CFA02204	SHIM 45X55X0.1	0
8	CFA02205	SHIM 45X55X0.2	0
8	CFA02206	SHIM 45X55X0.5	0
8	CFA02207	SHIM 45X55X1	0
9	CFA02208	SHIM 90X110X0.1	0
9	CFA02209	SHIM 90X110X0.2	0
9	CFA02210	SHIM 90X110X0.5	0
9	CFA02211	SHIM 90X110X1	0
10	CFA00658	SHIM 100X120X0.1	0
10	CFA02212	SHIM 100X120X0.2	0
10	CFA00660	SHIM 100X120X0.5	0
10	CFA00661	SHIM 100X120X1	0
11	CMT00073	DRAIN PLUG GEARBOX FUSION	1
12	CMT00072	FUSION GEARBOX BREATHER	1
13	CBR00115	TAPER ROLLER BEARING 3020 8A	1
14	CBR00116	TAPER ROLLER BEARING 3030 9A	1
15	CBR00114	BEARING 6213 C3	2
<i>UP TO SERIAL NO. 704582 (F5 series) UP TO SERIAL NO. 800099 (V6 series)</i>			
15	CBR00296	BEARING 6313 C3	2
<i>FROM SERIAL NO. 704583 (F5 series) FROM SERIAL NO. 800100 (V6 series)</i>			
17	CBR00113	BEARING 6310 2RSR	2
18	CSE00132	RADIAL SEAL 35X80X10	1
19	CSE00133	RADIAL SEAL 50X90X10	2
20	CFA00652	CIRCLIP 110X4	2
22	CFA02202	SLOTTED NUT KM 8	1
23	CFA02203	LOCKING WASHER MB 8	1
24	CSE00142	O RING 95X3MM	1
26	CMH02255	BUSHING	2
27	CFA00025	SETSCREW M10X30	6
28	CFA00324	SETSCREW M12X40	12
29	CSE00127	COPPER WASHER	2
30	CST00624	NAME/ RATING PLATE	1
31	CFA00662	DOWEL	2
32	REP00040	GEARBOX REPAIR KIT	0
<i>UP TO SERIAL NO. 704582 (F5 series) UP TO SERIAL NO. 800099 (V6 series)</i>			
32	REP00056	GEARBOX REPAIR KIT	0

No.	Part No	Description	Qty
		<i>FROM SERIAL NO. 704583 (F5 series) FROM SERIAL NO. 800100 (V6 series)</i>	

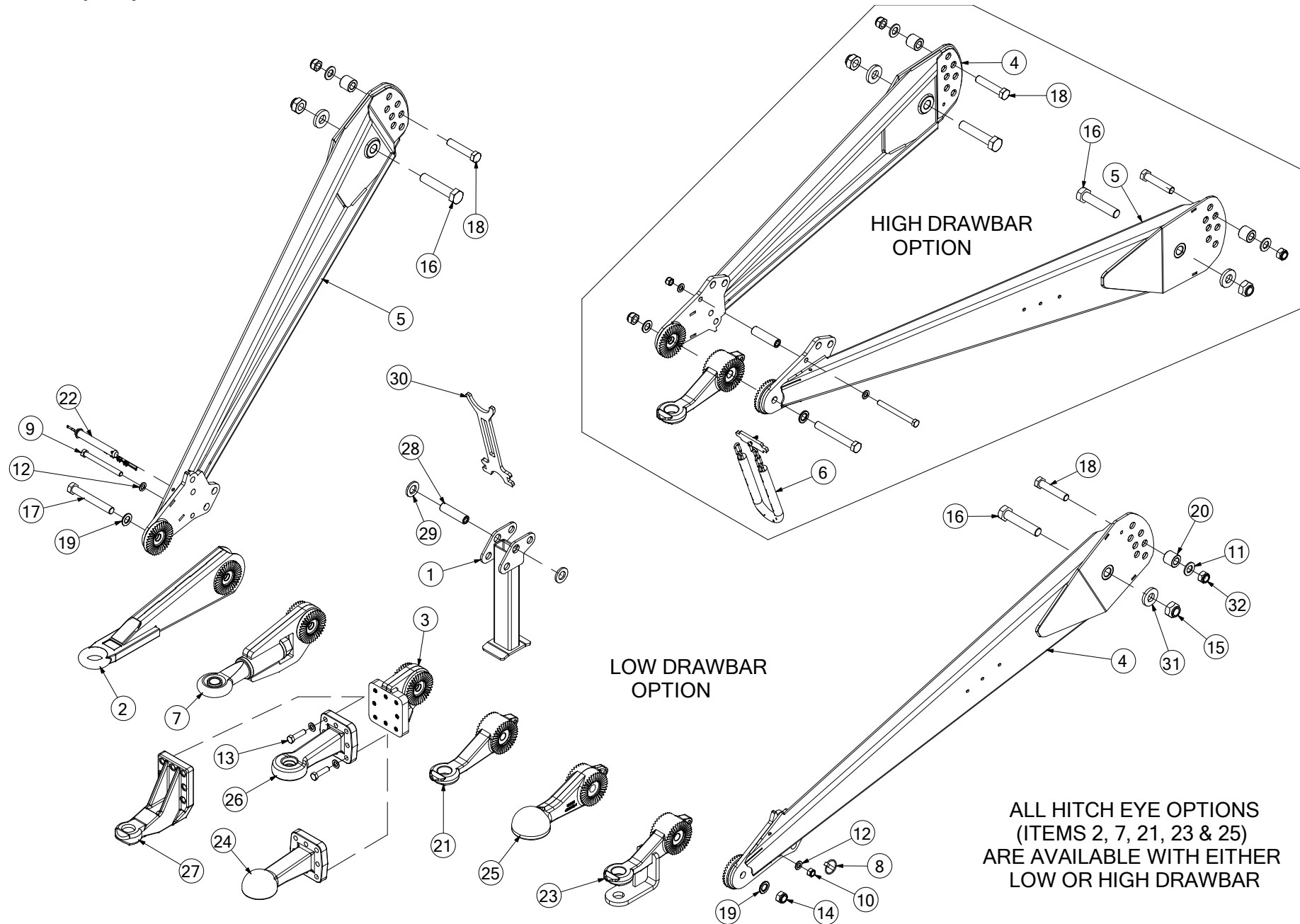
Gearbox 3 [1000 RPM] (1132)



No.	Part No	Description	Qty
0	CMT00498	GEARBOX 1000RPM HEAVY DUTY	1
<i>COMPLETE 1000RPM GEARBOX ASM</i>			
1	CMT00666	CENTER HOUSING 1000RPM GEARBOX HD	1
2	CMT00667	INPUT PINION SHAFT 1000RPM SS	1
<i>ITEM NOT AVAILABLE PRIOR TO SERIAL No. 665220. IF MACHINE IS PRIOR TO SERIAL No. 665220 ORDER COMPLETE GE</i>			
3	CMT00686	CROWN WHEEL 1000RPM SS	2
<i>ITEM NOT AVAILABLE PRIOR TO SERIAL No. 665220. IF MACHINE IS PRIOR TO SERIAL No. 665220 ORDER COMPLETE GE</i>			
4	CMH02253	SHAFT SS GEARBOX	2
5	CMT00668	INPUT PINION SHAFT HOUSING 1000RPM GB	1
6	CMT00669	1000RPM GEAR BOX SHAFT HOSUING LHS/RHS	2
7	CMT00670	1000RPM GEARBOX HUB	2
8	CMT00671	BOLT ON COLLAR CENTER HUB 1000RPM GB	2
10	CMT00672	1000RPM GB BEARING BUSHING SHAFT END	2
<i>USED ON FUSION 3 FROM SERIAL No 665220</i>			
11	CMT00673	1000RPM GB SLEEVE SHAFT END	2
<i>USED ON FUSION 3 FROM SERIAL No 665220</i>			
12	CSE40043	SEAL $\diamond 313 \times \diamond 265 \times 0,5$	2
13	CSE40044	SEAL $\diamond 158 \times \diamond 115 \times 0,5$	1
14	CSE40045	SEAL $\diamond 248 \times \diamond 195 \times 0,5$	2
15	CBR00296	BEARING 6313 C3	2
16	CBR00113	BEARING 6310-2RS1 SKF EXPLORER	2
<i>USED ON FUSION 3 UP TO SERIAL No 665219</i>			
16	CBR00385	BEARING BS2-2210-2RS/VT143	2
<i>USED ON FUSION 3 FROM SERIAL No 665220</i>			
17	CBR00115	BEARING TAPER 30208A 40X80X20	1
18	CBR02011	BEARING TAPER ROLLER 31309	1
19	CFA00903	CIRCLIP 90MM INTERNAL DIN472	2
<i>USED ON FUSION 3 FROM SERIAL No 665220</i>			
20	CFA00652	CIRCLIP 110 INTERNAL DIN 472	2
21	CFA02419	CYLINDRICAL PIN 10M6X30	2
22	CFA00806	SETSCREW M12X30 8.8 DIN933 PLAIN	36
23	CFA02420	SETSCREW M12X30 10.9 DIN933 PLAIN	16
24	CFA00025	SETSCREW M10X30 Z/P	8
25	CFA02421	KM 8 BEARING LOCKNUT	1
26	CFA02208	SHIM 90X110X0.1	1
<i>USED ON FUSION 3 FROM SERIAL No 665220</i>			
26	CFA02209	SHIM 90X110X0.2	1
<i>USED ON FUSION 3 FROM SERIAL No 665220</i>			
26	CFA02210	SHIM 90X110X0.5	1
<i>USED ON FUSION 3 FROM SERIAL No 665220</i>			
26	CFA02211	SHIM 90X110X1	1
<i>USED ON FUSION 3 FROM SERIAL No 665220</i>			
27	CFA02428	SHIM 70X90X0.1	1
<i>USED ON FUSION 3 FROM SERIAL No 665220</i>			
27	CFA02429	SHIM 70X90X0.2	1
<i>USED ON FUSION 3 FROM SERIAL No 665220</i>			
27	CFA02425	SHIM 70X90X0.5	1
<i>USED ON FUSION 3 FROM SERIAL No 665220</i>			
28	CFA02430	SHIM 65X85X0.1	1
28	CFA02431	SHIM 65X85X0.2	1
28	CFA02432	SHIM 65X85X0.5	1
28	CFA02424	SHIM 65X85X1	1

No.	Part No	Description	Qty
29	CFA02204	SHIM 45X56X0.1	1
29	CFA02205	SHIM 45X56X0.2	1
29	CFA02206	SHIM 45X56X0.5	1
29	CFA02207	SHIM 45X56X1	1
30	CSE00133	SEAL RADIAL 50X90X10	2
31	CSE00132	SEAL RADIAL 35X80X10 DIN 3760	1
32	CMT00674	DRAIN PLUG 3/4 GEARBOX	1
33	CFA01216	PLUG G3/8 DIN908	1
34	CMT00675	BREATHER 3/4 1000RPM GEARBOX	1
35	CFA02426	SIGHT GLASS G 1/2 WASHER	1
36	CFA02427	MB8 LOCK WASHER	1
37	CFA02422	WASHER 26X31-AI ALUMINIUM	2
38	CFA01217	WASHER ALUMINIUM 1.5X17X22	1
39	CFA02423	WASHER ALUMINIUM 2X21X27	1

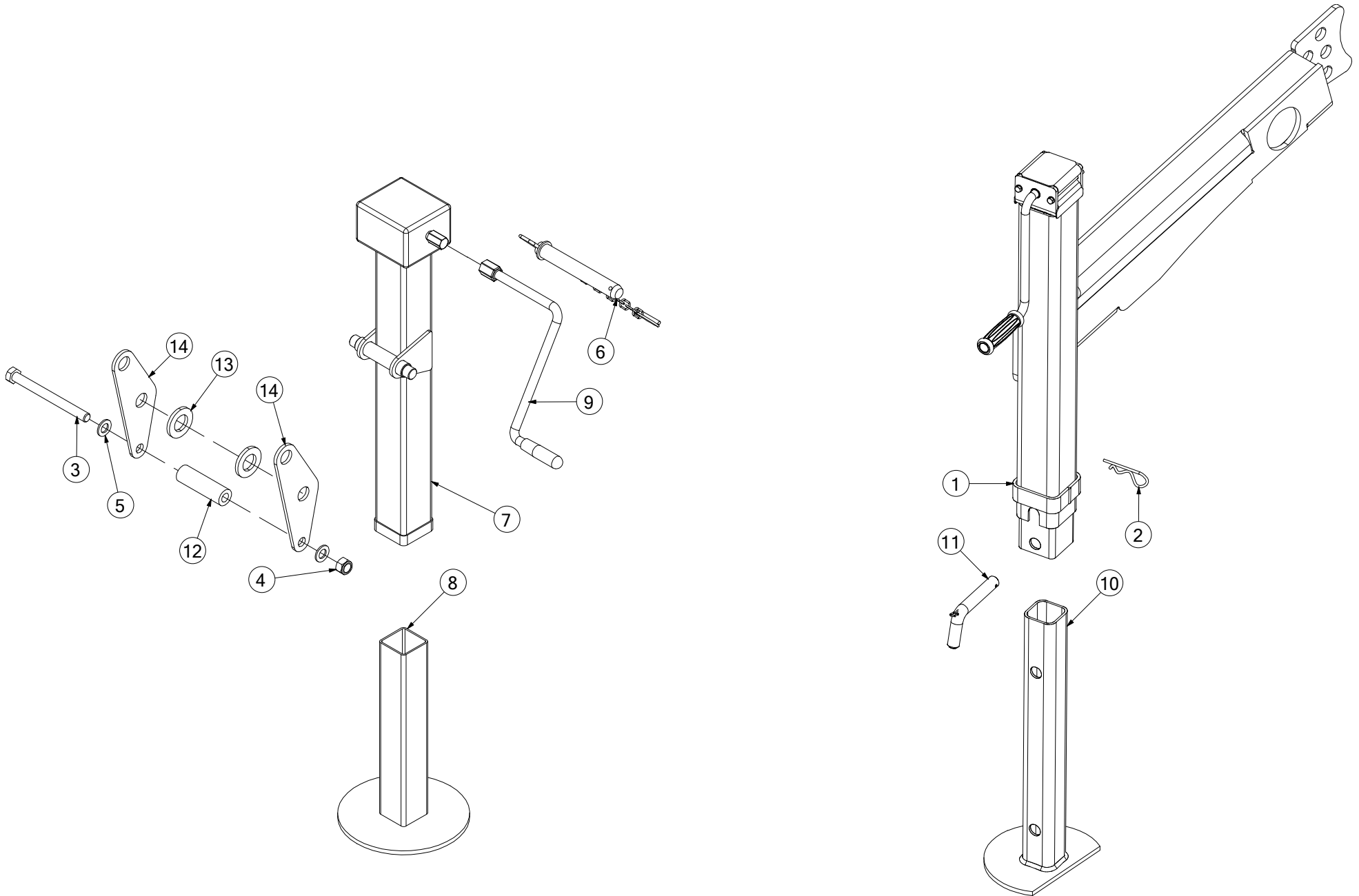
Drawbar (952)



No.	Part No	Description	Qty
0	ADB00140	DRAWBAR COMPLETE ASSEMBLY <i>INCLUDES STANDARD HITCH EYE ITEM 21</i>	1
1	ADB00068	DRAWBAR STAND SWIVEL STANDARD	1
2	ADB00083	HITCH EYE 600MM CTR (NORWAY) <i>OPTIONAL</i>	1
3	ADB00095	GERMAN COUPLING ADAPTOR 8-HOLE <i>NO LONGER AVAILABLE</i>	1
4	ADB00141	DRAWBAR WELD (LEFT) FUSION <i>STANDARD DRAWBAR LH</i>	1
4	ADB00204	DRAWBAR WELD (LONG) LEFT FUSION <i>LONG DRAWBAR LH USED WITH BALL COUPLING (ITEM 25) ONLY</i>	1
5	ADB00142	DRAWBAR WELD (RIGHT) FUSION <i>STANDARD DRAWBAR RH</i>	1
5	ADB00205	DRAWBAR WELD (LONG) RIGHT FUSION <i>LONG DRAWBAR RH USED WITH BALL COUPLING (ITEM 25) ONLY</i>	1
6	ADB00163	HIGH DRAWBAR PTO HOLDER <i>PTO HOLDER FOR HIGH DRAWBAR OPTION ONLY (REPLACES ADB00100)</i>	1
7	ADB00174	HITCH EYE SWIVEL 50MM FUSION 3 <i>OPTIONAL</i>	1
8	CFA00005	LINCH PIN 10MM	1
9	CFA00061	BOLT M16X170 ZP DIN931 8.8 Z/P	1
10	CFA00128	NUT M16 NYLOC	1
11	CFA00135	WASHER FLAT 1" Z/P	2
12	CFA00140	WASHER FLAT 16MM Z/P	10
13	CFA00409	BOLT M16 X 60 Z/P	8
14	CFA00130	NUT M24 STD NYLOC Z/P	1
15	CFA00420	NUT M30X2 NYLOC DIN985 8.8 Z/P	2
16	CFA00522	BOLT M30X2X150 DIN960 10.9 Z/P	2
17	CFA00795	BOLT M24X3X180 STD GRADE 8.8 Z/P	1
18	CFA00748	BOLT M24X2X120 DIN960 10.9 Z/P	2
19	CFA00796	WASHER PEINER M24 GALV DIN6916	2
20	CMH01005	BUSH 44.45X20X40	2
20	CMH01950	BUSH 25X60 STEPPED 45 <i>ECCENTRIC BUSH USED WITH LONG DRAWBAR/BALL COUPLING OPTION ONLY</i>	2
21	ADB00150	HITCH EYE COUPLING RING STD Ø40 <i>STANDARD HITCH EYE (ADB00150 IS A DIRECT REPLACEMENT FOR CTP00092 & CTP00317)</i>	1
22	CTP00265	PIN HITCH 1" BALER DRAWBAR	1
23	CTP00274	HITCH EYE AMERICIAN BALER <i>OPTIONAL</i>	1
24	CTP00292	COUPLING HEAD BALL K80-3192 8H <i>NO LONGER AVAILABLE - ORDER ADB00198 (ITEM 25)</i>	1
25	ADB00198	K80 ISO24347 BALL COUPLER SPOON <i>OPTIONAL</i>	1
26	CTP00367	HITCH EYE 100X110 DIN11026 40Ø <i>NO LONGER AVAILABLE - ORDER ADB00150 (ITEM 21)</i>	1
27	CTP00469	HITCH EYE_00.652.50.1-A02_DIN11026 <i>NO LONGER AVAILABLE - ORDER ADB00150 (ITEM 21)</i>	1
27a	CFA02275	SETSCREW M16X60 SOC CAP 10.9 Z/P <i>USED IN BOTTOM CENTRE HOLE</i>	1
27b	CFA00783	WASHER NL16 NORD-LOCK <i>USED IN BOTTOM CENTRE HOLE</i>	1
28	CXT00419	BUSHING C030X7X112	1

No.	Part No	Description	Qty
29	CZF04263	6MM L DRAWBAR WASHER Z/P	2
30	CZH02914	10MM L PTO SUPPORT STAND BALER <i>LOW DRAWBAR PTO HOLDER - ONLY USED UP TO SERIAL No 665675 (F3), 709129 (F5), 801931 (V6) & 900069 (VARIO)</i>	1
31	CZH04335	10MM L WASHER 30X65X10 Z/P	2
32	CFA00419	NUT M24X2 NYLOC DIN985 8.8 Z/P	2

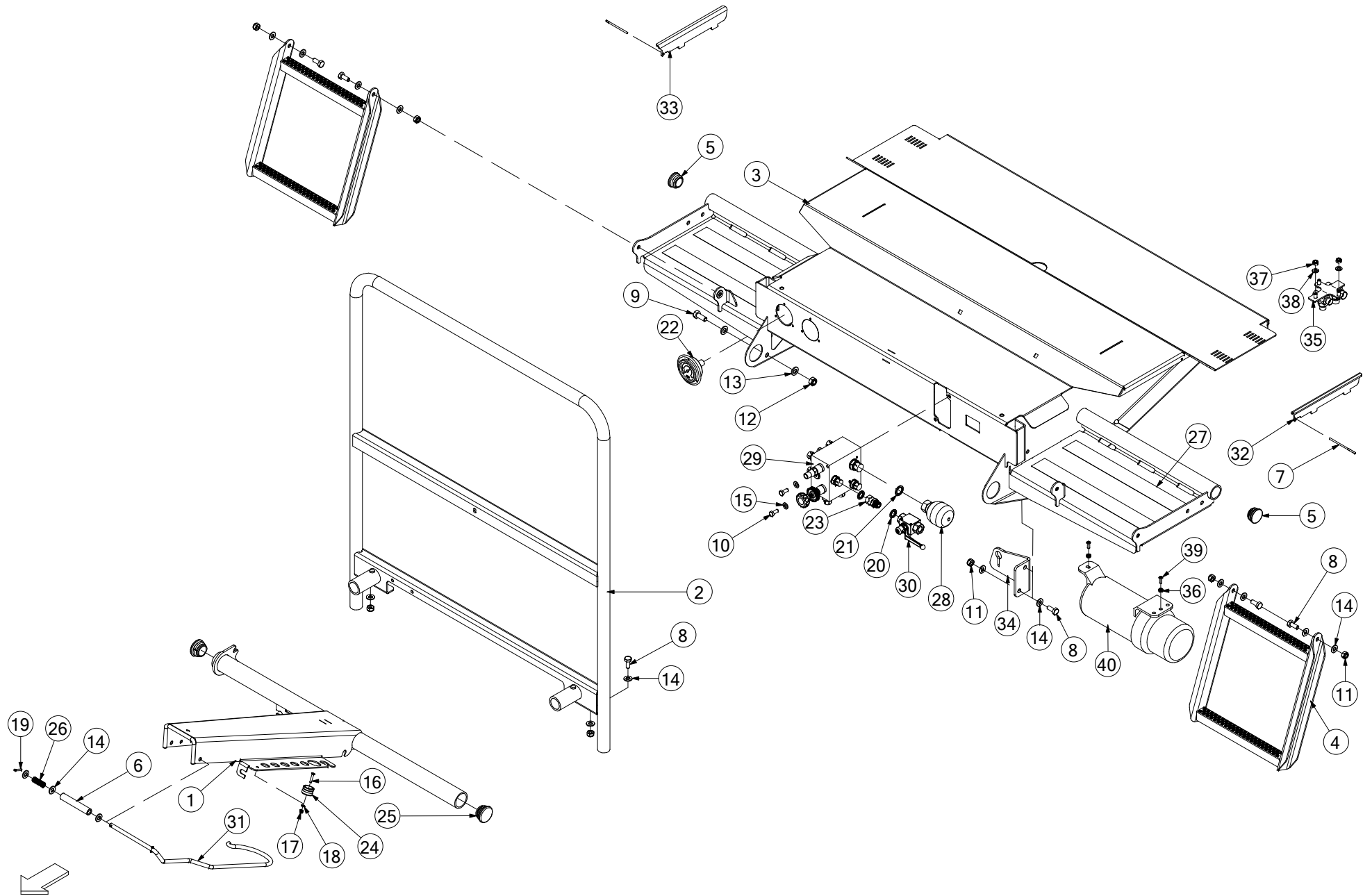
Screw type jack (349)



No.	Part No	Description	Qty
1	ADB00104	JACK SCREW F5-V6 SERIES C/W CR	1
<i>HIGH HITCH STAND (INCLUDES ITEMS 2, 10 & 11)</i>			
1a	KST00090	HIGHSTAND BEVEL GEAR REPLACEMENT KIT	1
<i>SET OF REPLACEMENT BEVEL GEARS FOR HIGH HITCH STAND REPAIR</i>			
2	CFA00004	R-CLIP 4MM	1
3	CFA00061	BOLT M16X170 Z/P	1
4	CFA00128	NUT M16 NYLOC	1
5	CFA00140	WASHER FLAT 16MM Z/P	2
6	CTP00265	PIN HITCH 1 BALER DRAWBAR	1
<i>INCLUDES CHAIN & LINCH-PIN</i>			
7	ACH00708	PARKING JACK ADJ FUS F5 RANGE	1
<i>LOW HITCH STAND (INCLUDES ITEM 8 & 9) REPLACES CTP00294</i>			
8	CTP00296	PARKING JACK FUS F5 BOTTOM	1
<i>LOW HITCH STAND LEG (SPECIFY WHICH TYPE KNOTT OR RUDIFLEX)</i>			
9	CTP00297	PARK JACK HANDLE SQUARE (RUDIFLEX)	1
<i>LOW HITCH STAND ONLY (RUDIFLEX SQUARE)</i>			
9	CTP00612	JACK HANDLE HEXAGONAL HEAD (KNOTT)	1
<i>LOW HITCH STAND ONLY (KNOTT HEX)</i>			
10	CTP00081	LEG EXT PIECE PARKING JACK	1
<i>HIGH HITCH STAND LEG</i>			
11	CTP10002	PIN PARKING JACK BALER	1
12	CXT00502	BUSHING C030X7X100	1
13	CZF04263	6MM L DRAWBAR WASHER Z/P	2
14	CZF04979	6MM L STAND TRANSPORT BRACKET	2

No.	Part No	Description	Qty
-----	---------	-------------	-----

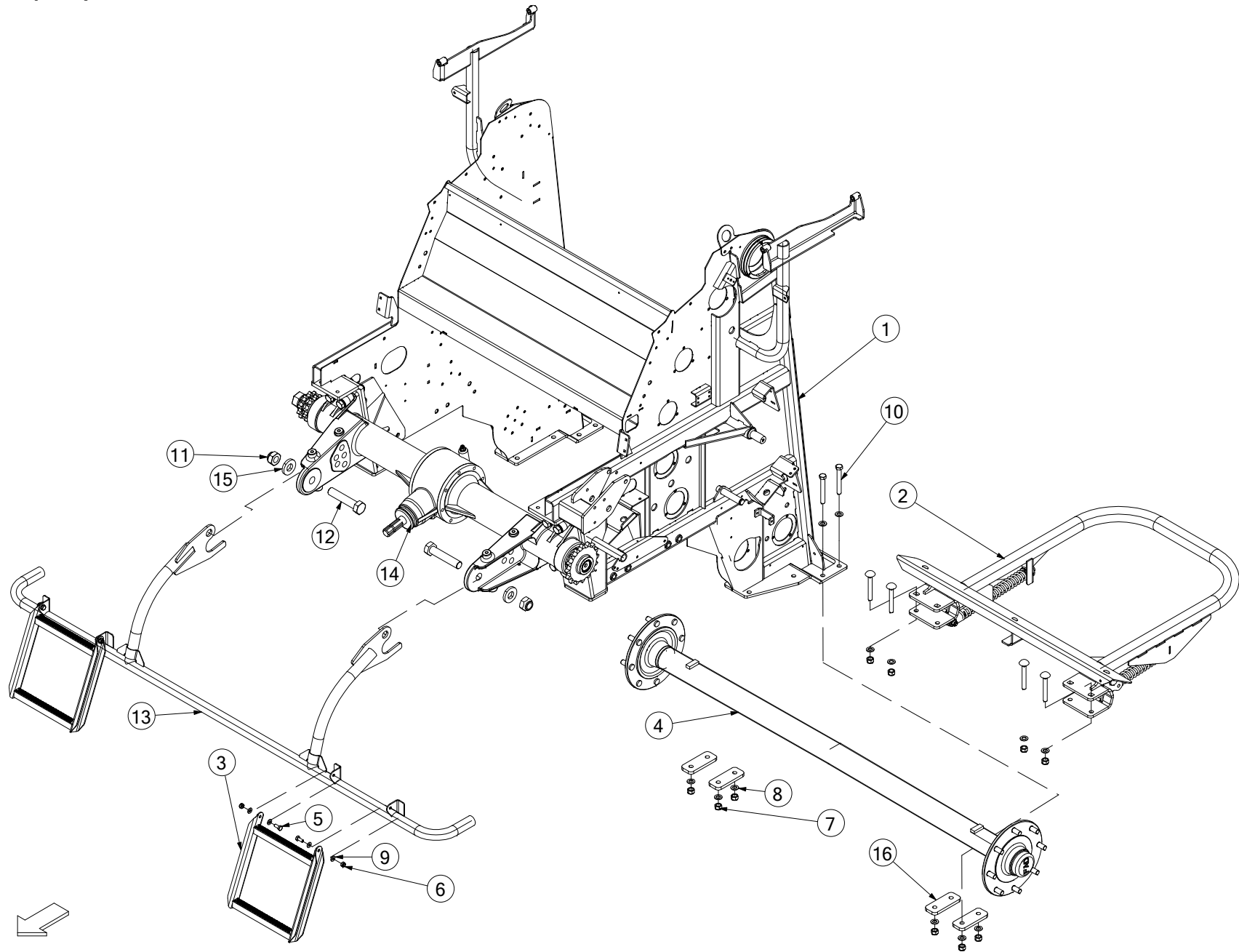
Steps & Platform (739)



No.	Part No	Description	Qty
1	ACN00198	HOSE TRAY COMP ASSM	1
<i>COMPLETE HOSE TRAY ASSEMBLY</i>			
2	AGD00003	GUARD TUBULAR FRAME PLATFORM F5000	1
3	ALA00476	PLATFORM / NET BOX F550	1
4	ART00349	LOWER STEP ASSEMBLY F5	2
5	CBC00005	CAP PLASTIC INSERT ROUND 42.4MM	2
6	CBC00168	12MM ID NYLON TUBING	1
<i>USED UP TO SERIAL No 713052</i>			
6	CBC00177	14MM ID NYLON TUBING	1
<i>USED FROM SERIAL No 713053</i>			
7	CFA00004	R-CLIP 4MM	2
8	CFA00024	SETSCREW M10X25 Z/P	8
9	CFA00032	SETSCREW M12X30 Z/P	1
10	CFA00052	SETSCREW M8X20 Z/P	2
11	CFA00123	NUT M10 NYLOC	8
12	CFA00124	NUT M12 NYLOC	1
13	CFA00138	WASHER FLAT 12MM Z/P	5
<i>3 USED WITH ITEM 31 FROM SERIAL No 713053</i>			
14	CFA00201	WASHER FLAT 10 MM Z/P	23
<i>3 USED WITH ITEM 31 UP TO SERIAL No 713052 (USE 3X ITEM 13 FROM SERIAL No 713053 ONWARDS)</i>			
15	CFA00249	WASHER SKM8	2
16	CFA00261	SETSCREW M5X25 CSK HEX SS	2
17	CFA00321	NUT M5 NYLOC	2
18	CFA00337	WASHER FLAT 5MM Z/P	2
19	CFA02301	4 X 25 SPLITPIN Z/P	1
20	CHY00020	WASHER DOWTY 3/8	2
21	CHY00053	WASHER DOWTY 1/2	1
22	CHY00133	GAUGE PRESSURE 63DIA FLANGE	1
23	CHY02098	ADAPTOR 3/8 BSP M-F	1
24	CMH00873	BLANKING CAP QR ZP 1/2 FEMALE	2
25	CPL00086	BLANKING CAP 40MM ID	2
26	CSG00286	SPRING COMP 1.8X14X40X8	1
<i>USED UP TO SERIAL No 713052</i>			
26	CSG00316	SPRING COMP 2X16.2X40	1
<i>USED FROM SERIAL No 713053</i>			
27	CST00699	PLATFORM GRIP TAPE F5	4
28	CVA00151	ACCUMULATOR 0.075L 50 BAR	1
29	CVA00273	DOOR KNIFE CONTROL V	1
30	CVA00613	VALVE 3/8 W LEVER LOCK & HOLES	1
<i>REPLACES VALVE CVA03100</i>			
31	CXR00218	ROD 10 x 785 FORMED	1
<i>USED UP TO SERIAL No 713052</i>			
31	CXR00303	ROD 12 X 785 FORMED	1
<i>USED FROM SERIAL No 713053</i>			
32	CZD04531	4MM L NET ROLL STOP LHS F550	1
33	CZD04582	4MM L NET ROLL STOP RHS F550	1
34	CZF03215	6MM L CHAIN BRACKET ST BALER	1
35	ALA01042	T-PIECE WELD ASSEM PLATE	1
36	CFA00131	NUT M6 NYLOC	2
37	CFA00132	NUT M8 NYLOC Z/P	3
38	CFA00147	WASHER FLAT 8MM ZP	3

No.	Part No	Description	Qty
39	CFA00427	SETSCREW M6X16 BUTTON HEAD Z/P	2
40	CPL00267	LARGE CIRCULAR MANUAL HOLDER	1
<i>USED FROM SERIAL No 712583</i>			

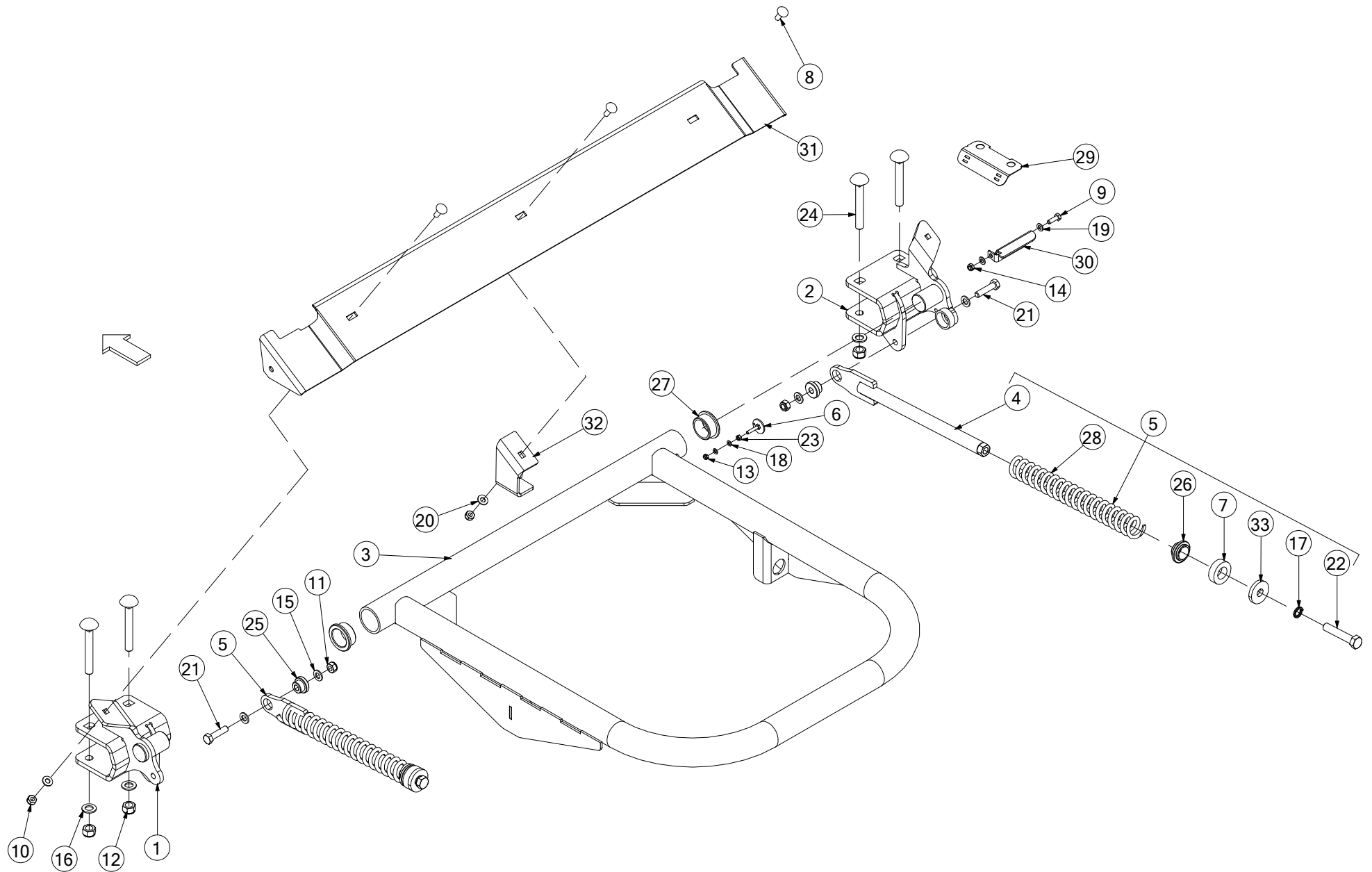
Chassis (748)



No.	Part No	Description	Qty
1	ACH01055	FRONT DOOR WELD ASSY F5 SERIES	1
<i>USED ON ALL F5 SERIES BALERS (EXCEPT F5600 PLUS)</i>			
1	ACH01469	FRONT DOOR WELD ASSY F5 NRF	1
<i>USED ON F5600 PLUS MACHINES ONLY</i>			
2	ALA00511	BALE DAMPER ASSEMBLY F550	1
<i>USED ON ALL F5 SERIES BALERS (EXCEPT F5600 PLUS)</i>			
2	ARC00425	F5600+ BALE EJECTOR KIT	1
<i>(NOT SHOWN) USED ON F5600 PLUS MACHINES ONLY</i>			
3	ART00349	LOWER STEP ASSEMBLY F5	2
4	CAX00063	AXLE ASSY ST BALER	1
5	CFA00024	SETSCREW M10X25 Z/P	4
6	CFA00123	NUT M10 NYLOC	4
7	CFA00128	NUT M16 NYLOC	8
8	CFA00140	WASHER FLAT 16MM Z/P	16
9	CFA00201	WASHER FLAT 10 MM Z/P	8
10	CFA00967	BOLT M16 X 130 Z/P DIN 931 GRADE 10.9	8
<i>STANDARD AXLE (REPLACES CFA00209)</i>			
10	CFA00968	BOLT M16 X 140 Z/P DIN 931 GRADE 10.9	8
<i>BRAKED AXLE (REPLACES CFA00929)</i>			
11	CFA00420	NUT M30X2 NYLOC FINE THREAD	2
12	CFA00522	BOLT M30X150 METRIC FINE THREAD	2
13	CGD00261	GUARD FRONT F550 (2012 MODEL)	1
14	CMT00106	GEARBOX ASM ST BALER 540RPM SS	1
14	CMT00498	GEARBOX 1000RPM HEAVY DUTY	1
<i>OPTIONAL</i>			
15	CZH04335	10MM L WASHER 30x65x10 Z/P	2
16	CZI02048	12MM L AXLE MOUNT PLATE F5	4

No.	Part No	Description	Qty
-----	---------	-------------	-----

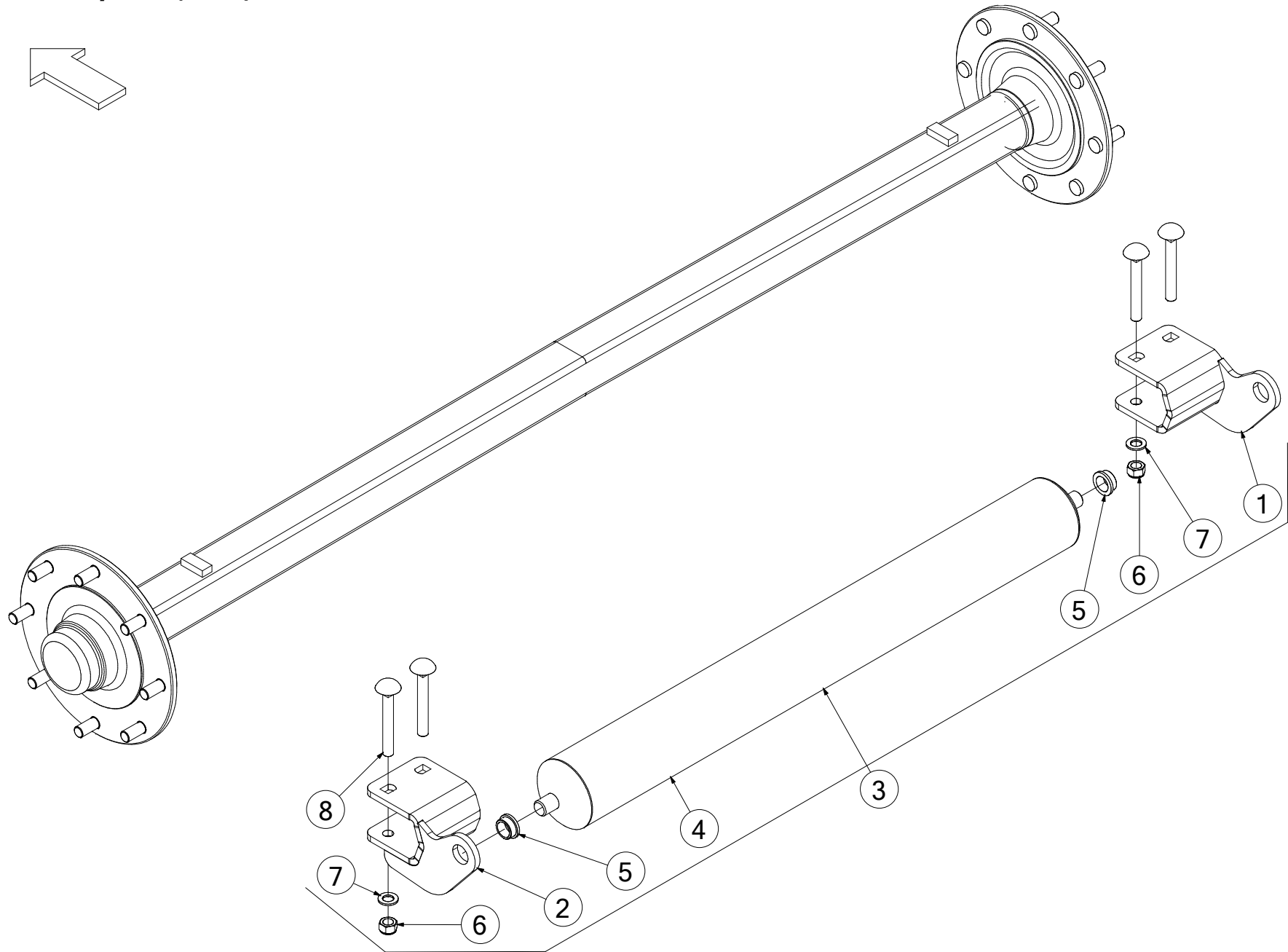
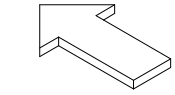
Bale dropper (750)



No.	Part No	Description	Qty
1	ACH01208	BALE DAMPER BRACKET LHS F550	1
2	ACH01209	BALE DAMPER BRACKET RHS F550	1
3	ALA00358	BALE DROPPER FRAME	1
4	ALA00404	SPRING TUBE ASSEMBLY	2
5	ALA00405	SPRING ASSEMBLY BALE DAMPER	2
<i>INCLUDES ITEMS 4, 7, 17, 22, 26, 28 & 33</i>			
6	ALA00675	BALE KICKER SENSOR TARGET	1
<i>F5600 ONLY</i>			
7	CBE00169	BUFFER 27X50X15	2
8	CFA00017	SETSCREW M10X30 CUP SQ Z/P	3
9	CFA00102	SETSCREW M8X25 Z/P	1
10	CFA00123	NUT M10 NYLOC	3
11	CFA00124	NUT M12 NYLOC	2
12	CFA00128	NUT M16 NYLOC	4
13	CFA00131	NUT M6 NYLOC	1
14	CFA00132	NUT M8 NYLOC Z/P	1
15	CFA00138	WASHER FLAT 12MM Z/P	4
16	CFA00140	WASHER FLAT 16MM Z/P	4
17	CFA00142	WASHER SPRING 16MM Z/P	2
18	CFA00144	WASHER FLAT 6MM Z/P	2
19	CFA00147	WASHER FLAT 8MM Z/P	2
20	CFA00201	WASHER FLAT 10 MM Z/P	3
21	CFA00272	BOLT M12X50 Z/P	2
22	CFA00332	SETSCREW M16X85 Z/P	2
23	CFA00473	NUT M6 STD Z/P	1
24	CFA02267	BOLT M16X120 CUPHEAD SQ Z/P	4
25	CMH00771	BUSH 12X35 STEPPED	2
26	CMH01243	BUSH 29X60X27 NYLON	2
27	CMH02363	BALE DAMPER MACHINED BUSH	2
28	CSG00053	SPRING COMP 7.62X31.5X45X360	2
29	CZB04471	BALE KICKER PROXIMITY WIRE GUARD	1
<i>F5600 ONLY</i>			
30	CZC04828	BALE KICKER PROXIMITY BRACKET	1
<i>F5600 ONLY</i>			
31	CZD04984	4MM L AXLE CLEANER PLATE EXT	1
<i>REPLACES CZD04537</i>			
32	CZF06142	6MM AXLE CLEANER PLATE SUPPORT	1
33	CZG02173	8MM L WASHER PART ST	2

No.	Part No	Description	Qty
-----	---------	-------------	-----

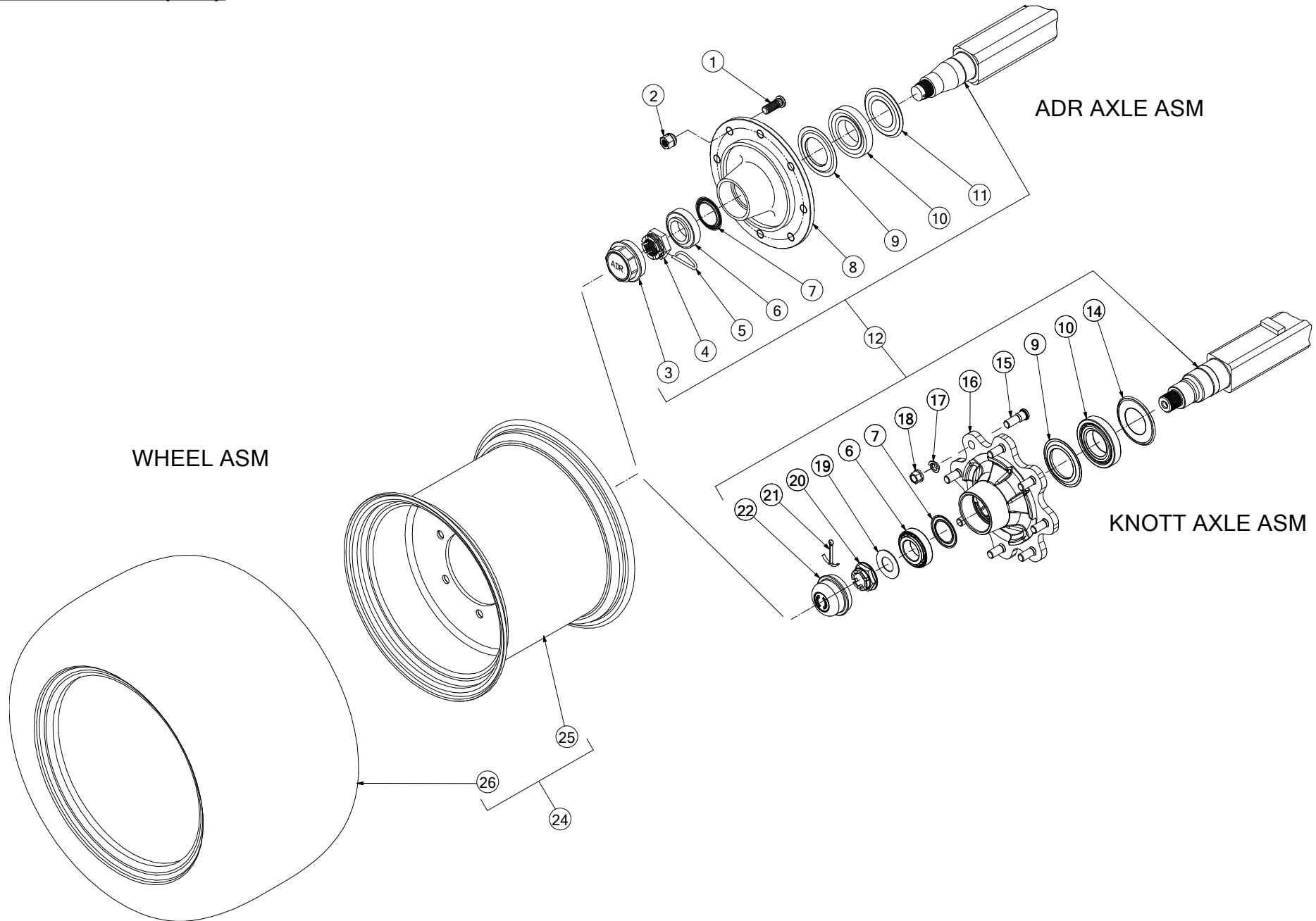
Axle roller option (1183)



No.	Part No	Description	Qty
1	ACH03023	AXLE ROLLER BRKT WELD ASSY RHS	1
2	ACH03045	AXLE ROLLER BRCKT WELD ASSEM LHS	1
3	ARC00354	AXLE ROLLER ASSY COMP V6	1
<i>OPTION IF NO BALE KICKER FITTED (COMPLETE ASSEMBLY INCLUDING ITEMS 2, 3, 7, 9, 11, 13 & 18)</i>			
4	ARC00422	BALE EJECTOR ROLLER WELD ASSEM	1
5	CBR00339	IGUS FLANGE BEARING (MFM-2532-15)	2
6	CFA00128	NUT M16 NYLOC	4
7	CFA00140	WASHER FLAT 16MM Z/P	4
8	CFA02267	BOLT M16X120 CUPHEAD SQ Z/P	4

No.	Part No	Description	Qty
-----	---------	-------------	-----

Axle & wheels (749)



No.	Part No	Description	Qty
1	CAX00208	STUD M18X1.5X55 ADR HUB	16
2	CFA00121	M18 WHEEL NUT ADR	16
3	CAX00080	HUB CAP ADR FOR CAX00063	2
4	CFA00751	CASTLE NUT ADR FOR CAX00063	2
5	CFA00750	LOCKING PIN ADR	2
6	CBR00262	TAPER ROLLER BEARING 32210	2
7	CBR00261	NILOS SEAL 1 AXLE CAX00063	2
8	CAX00065	HUB ADR 8 STUD CAX00063	2
9	CBR00263	NILOS SEAL 2 AXLE CAX00063	2
10	CBR00064	TAPER ROLLER BEARING 30213	2
11	CSE00143	OIL SEAL ADR AXLE CAX00063	2
12	CAX00204	KNOTT QSTE460N MATERIAL ST AXLE ASSY	1
<i>REPLACES CAX00063 & CAX00148 (WHICH CAN STILL BE USED ON F5 SERIES MACHINES)</i>			
12a	UWP00300	CAX00063 / CAX00148 / CAX00204 AXLE HUB UPDATE KIT	1
<i>UPGRADE SEAL & BEARING KIT (INCLUDES ITEMS 3, 6, 7, 9, 10, 11 & EXTERNAL METAL SHIELD CTP00723)</i>			
14	CSE00614	OIL SEAL KNOTT 6B6846.001	2
15	CFA00965	WHEEL STUD M18X1.5X52 KNOTT 6X0039.009	16
16	CAX00150	HUB 8 STUD KNOTT 6B6595.110	2
<i>INCLUDES ITEMS 6, 7, 9, 10, 15 & 22</i>			
17	CAX00057	WASHER FOR AXLE B80L030D/S	16
18	CAX00161	NUT M18X1.5X24AF AXLE KNOTT 6X0883.001	16
19	CFA00963	WASHER $\phi 36 \times \phi 70$ KNOTT 6B7216.001	2
20	CFA00964	CASTLE NUT M36X1.5 KNOTT 6B7217.001	2
21	CFA00410	SPLIT PIN 6X90	2
22	CAX00151	HUB CAP $\phi 90$ KNOTT 408440.001	2
0	0	0	0
24	CWH00051	WHEEL ASY 500/50-17 VREDESTEIN FLO+	2
<i>(INCLUDES ITEMS 25 & 26)</i>			
25	CWH00073	RIM 16.00X17 FOR 500/50-17 VREDESTEIN FLO+	2
26	CWH00064	TYRE 500/50-17 VREDESTEIN FLO+	2
0	0	0	0
24	CWH00083	WHEEL ASY 460/65-20 VREDESTEIN FLO+	2
<i>(INCLUDES ITEMS 25 & 26)</i>			
25	CWH00085	RIM 14X20 (8 STUD -35 OFFSET)	2
<i>REPLACES CWH00265</i>			
26	CWH00264	TYRE 460/65-20 VERDESTEIN FLO+	2
0	0	0	0
24	CWH00058	WHEEL ASY 500/50-22.5 BKT	2
<i>(INCLUDES ITEMS 25 & 26)</i>			
25	CWH00066	RIM 16X22.5 (8-STUD -50 OFFSET)	2
26	CWH00067	TYRE 500/50-22.5 FLOTATION-648 BKT	2
0	0	0	0
24	CWH00087	WHEEL ASSY 520/55R22.5 FLOTATION TRAC	2
<i>(INCLUDES ITEMS 25 & 26)</i>			
25	CWH00066	RIM 16X22.5 (8-STUD -50 OFFSET)	2
26	CWH00280	520/55R22.5 VREDESTEIN FLOTATION TRAC	2
0	0	0	0
24	CWH00069	WHEEL ASY 16/70-20 BKT TRACTOR GRIP	2
<i>(INCLUDES ITEMS 25 & 26)</i>			
25	CWH00085	RIM 14X20 (8 STUD -35 OFFSET)	2

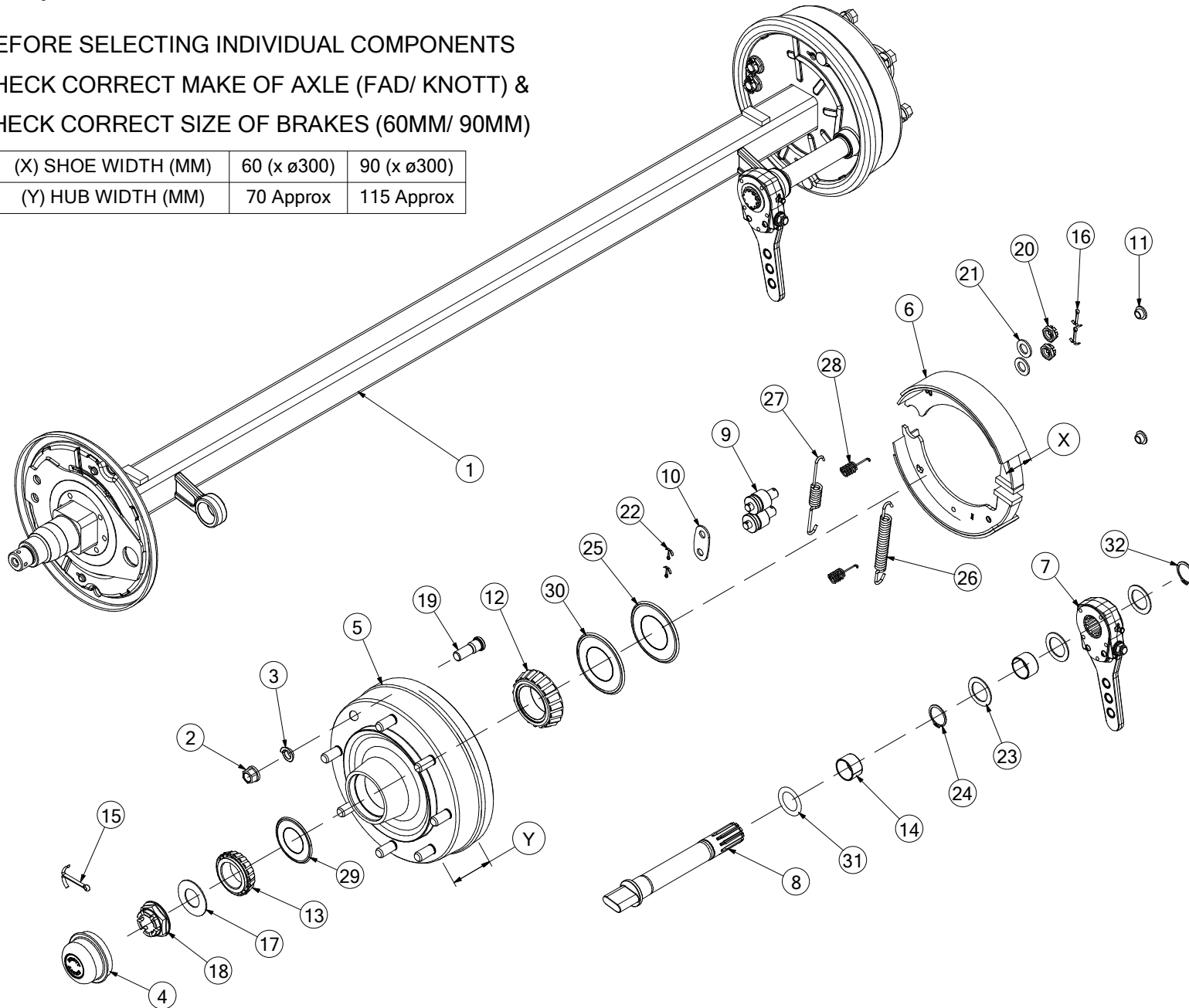
No.	Part No	Description	Qty
26	CWH00084	TYRE 16/70-20 BKT TRACTOR GRIP	2

Axle braked (838)

BEFORE SELECTING INDIVIDUAL COMPONENTS

1. CHECK CORRECT MAKE OF AXLE (FAD/ KNOTT) &
2. CHECK CORRECT SIZE OF BRAKES (60MM/ 90MM)

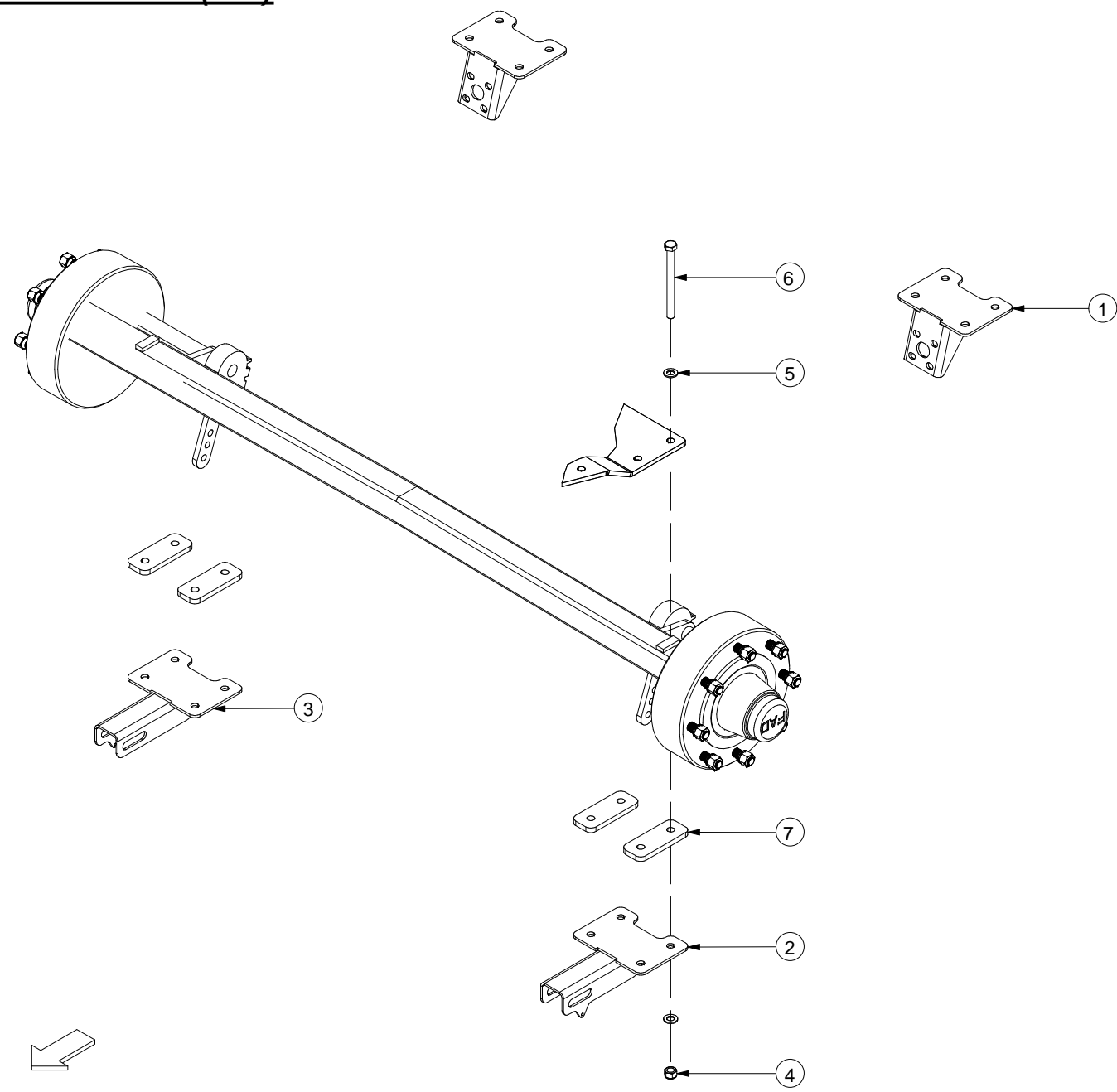
(X) SHOE WIDTH (MM)	60 (x ø300)	90 (x ø300)
(Y) HUB WIDTH (MM)	70 Approx	115 Approx



No.	Part No	Description	Qty
1	CAX00114	AXLE BRAK 8 STUD 70X300X60 FAD <i>(300X60) COMPLETE FAD AXLE ASM USED ON F5 SERIES MACHINES ONLY</i>	1
1	CAX00196	AXLE BRAKE 8 STUD 70X300X90 FAD <i>(300X90) COMPLETE FAD AXLE ASM USED ON V6 SERIES MACHINES ONLY</i>	1
2	CAX00056	NUT M18X1.5 AXLE B80L030D/S <i>FAD AXLE ONLY</i>	16
2	CAX00161	NUT M18X1.5X24AF AXLE KNOTT 6X0883.001 <i>KNOTT AXLE ONLY</i>	16
3	CAX00057	WASHER 18MM AXLE B80L030D/S	16
4	CAX00025	HUB CAP 998 FAD <i>FAD AXLE ONLY</i>	2
4	CAX00151	HUB CAP KNOTT 408440.001 <i>KNOTT AXLE ONLY</i>	2
5	CAX00133	HUB ASSEMBLY FAD AXLE BRAKED <i>(300X60) FAD AXLE ONLY (INCLUDES ITEMS 12, 13 & 19) HUB WIDTH IS 70MM APPROX</i>	2
5	CAX00201	HUB ASSEMBLY FAD AXLE AIR-BRAKE CAX00196 <i>(300X90) FAD AXLE ONLY (INCLUDES ITEMS 12, 13 & 19) HUB WIDTH IS 115MM APPROX</i>	2
5	CAX00155	HUB ASM BRAKE KNOTT 6B6597.100 <i>KNOTT AXLE ONLY (INCLUDES ITEMS 4, 12, 13 & 19) HUB WIDTH IS 70MM APPROX</i>	2
6	CAX00131	BRAKE SHOE ASM 300X60 FAD AXLE <i>(300X60) FAD AXLE ONLY (INCLUDES SPRINGS)</i>	2
6	CAX00112	BRAKE SHOE ASM 300X90 316A040C <i>(300X90) FAD AXLE ONLY (INCLUDES SPRINGS)</i>	2
6	CAX00156	SHOE ASM BRAKE KNOTT 25719.01 <i>(300X60) KNOTT AXLE ONLY</i>	2
7	CAX00132	ADJUSTABLE BRAKE LEVER FAD F5/V6 <i>FAD AXLE ONLY</i>	2
7	CAX00157	BRAKE LEVER ADJ KNOTT 6B7462.001 <i>KNOTT AXLE ONLY</i>	2
8	CAX00130	SHORT CAM SHAFT FAD AXLE BRAKED <i>(300X60) FAD AXLE ONLY</i>	2
8	CAX00202	CAMSHAFT FAD AXLE AIR-BRAKE CAX00196 <i>(300X90) FAD AXLE ONLY</i>	2
8	CAX00158	CAMSHAFT BRAKE KNOTT 6B7205.001 <i>(300X60) KNOTT AXLE ONLY</i>	2
9	CAX00159	SHOE PIVOT BRAKE KNOTT 6B7213.001 <i>KNOTT AXLE ONLY</i>	4
10	CAX00160	PLATE PIVOT BRAKE KNOTT 6B7214.001 <i>KNOTT AXLE ONLY</i>	2
11	CBC00159	CAP PLASTIC INSERT BRAKE KNOTT 44559.11 <i>KNOTT AXLE ONLY</i>	4
12	CBR00119	BEARING TAPER 32213 (65X120X33)	2
13	CBR00262	BEARING TAPER 32210 (50X90X25) <i>(300X60) FAD & KNOTT AXLES ONLY</i>	2
13	CBR00323	BEARING TAPER 33011 (55X90X27) <i>(300X90) FAD AXLE ONLY</i>	2
14	CAX00190	SLEEVE FAD BRAKED AXL 349F0341 <i>FAD AXLE ONLY</i>	2
14	CBR00301	BEARING INSERT KNOTT 6B7212.001 <i>KNOTT AXLE ONLY</i>	4
15	CFA00410	SPLIT PIN 6X90	2
16	CFA00322	SPLIT PIN 3X50 Z/P <i>FAD AXLE ONLY</i>	2
16	CFA00450	SPLIT PIN 4X36 ZP	4

No.	Part No	Description	Qty
		<i>KNOTT AXLE ONLY</i>	
17	CFA00963	WASHER $\diamond 36X\diamond 70$ KNOTT 6B7216.001 <i>KNOTT AXLE ONLY</i>	2
18	CAX00023	NUT CASTLE 998 FAD <i>(300X60) FAD AXLE ONLY</i>	2
18	CAX00059	HUB NUT (B80L030D/S) 328F014 <i>(300X90) FAD AXLE ONLY</i>	2
18	CFA00964	CASTLE NUT M36X1.5 KNOTT 6B7217.001 <i>(300X60) KNOTT AXLE ONLY</i>	2
19	CFA00235	WHEEL STUD M18X1.5 F <i>(300X60) FAD AXLE ONLY</i>	16
19	CAX00055	STUD FOR AXLE B80L030D/S <i>(300X90) FAD AXLE ONLY</i>	16
19	CFA00235	WHEEL STUD M18X1.5 F <i>(300X60) KNOTT AXLE ONLY</i>	16
20	CAX00194	NUT CASTLE M18X1.5 BRAKE 328F002 <i>FAD AXLE ONLY</i>	2
20	CFA00985	CASTLE NUT M18X1.5 KNOTT 6X0935	4
21	CAX00193	WASHER 17X30X1.6 BRAKE 329F011 <i>FAD AXLE ONLY</i>	2
21	CFA00986	LOCKWASHER M18 KNOTT 6X0125A015	4
22	CFA00987	SPLIT PIN 3.2X20 KNOTT 6X0094.002 <i>KNOTT AXLE ONLY</i>	4
23	CFA00988	WASHER FLAT 38.2X56 KNOTT 6B7232.001 <i>KNOTT AXLE ONLY</i>	6
24	CAX00189	CIRCLIP FAD BRAKED AXL 341F043 <i>FAD AXLE ONLY</i>	2
24	CFA00989	CIRCLIP 38MM EXTERNAL KNOTT 6X0471.035 <i>KNOTT AXLE ONLY</i>	4
25	CSE00144	LIP SEAL 30213 (AXLE CAX077) <i>FAD AXLE ONLY</i>	2
25	CSE00614	OIL SEAL KNOTT 6B6846.001 <i>KNOTT AXLE ONLY</i>	2
26	CAX00186	SPRING LOWER FAD BRAKE 322F006	2
26	CSG00276	SPRING EXT BRAKE KNOTT 41531	2
27	CAX00185	SPRING UPPER FAD BRAKE 322F005	2
27	CSG00277	SPRING EXT BRAKE KNOTT 44548	2
28	CSG00278	SPRING RETAINING BRAKE KNOTT 45873.08 <i>KNOTT AXLE ONLY</i>	4
29	CBR00324	NILOS SEAL FOR BEARING 33011 (55X90) <i>(300X90) FAD AXLE ONLY</i>	2
30	CBR00325	NILOS SEAL FOR BEARING 32213 (65X120) <i>FAD AXLE ONLY</i>	2
31	CAX00187	O RING FAD BRAKED AXLE 341F069 <i>FAD AXLE ONLY</i>	2
32	CAX00192	CIRCLIP FAD BRAKED AXL 341F044 <i>FAD AXLE ONLY</i>	2
32	CFA00989	CIRCLIP 38MM EXTERNAL KNOTT 6X0471.035 <i>KNOTT AXLE ONLY</i>	2

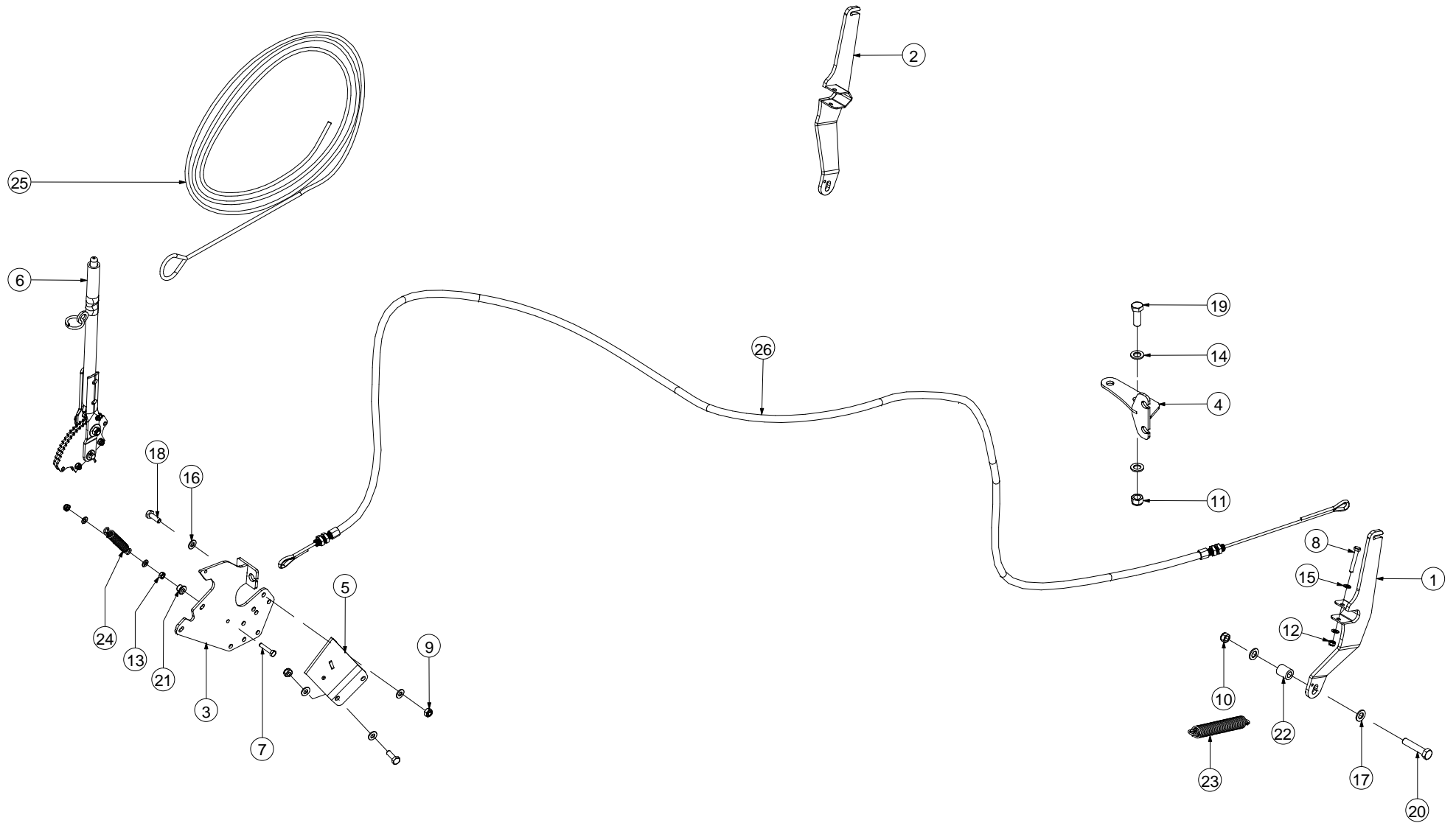
Axle brake actuator brackets (754)



No.	Part No	Description	Qty
1	ACH00688	AIR BRAKE AXLE PLATE ASSY	2
<i>AIR BRAKES</i>			
2	ACH00689	HYD BRAKE AXLE PLATE ASSY	1
<i>HYDRAULIC BRAKES</i>			
3	ACH00693	HYD BRAKE BRACKET F5 RHS	1
<i>HYDRAULIC BRAKES</i>			
4	CFA00128	NUT M16 NYLOC	12
5	CFA00140	WASHER FLAT 16MM Z/P	24
6	CFA00968	BOLT M16 X 140 Z/P DIN 931 GRADE 10.9	8
<i>BRAKED AXLE (REPLACES CFA00929)</i>			
7	CZI02048	12MM L AXLE MOUNT PLATE F5	4

No.	Part No	Description	Qty
-----	---------	-------------	-----

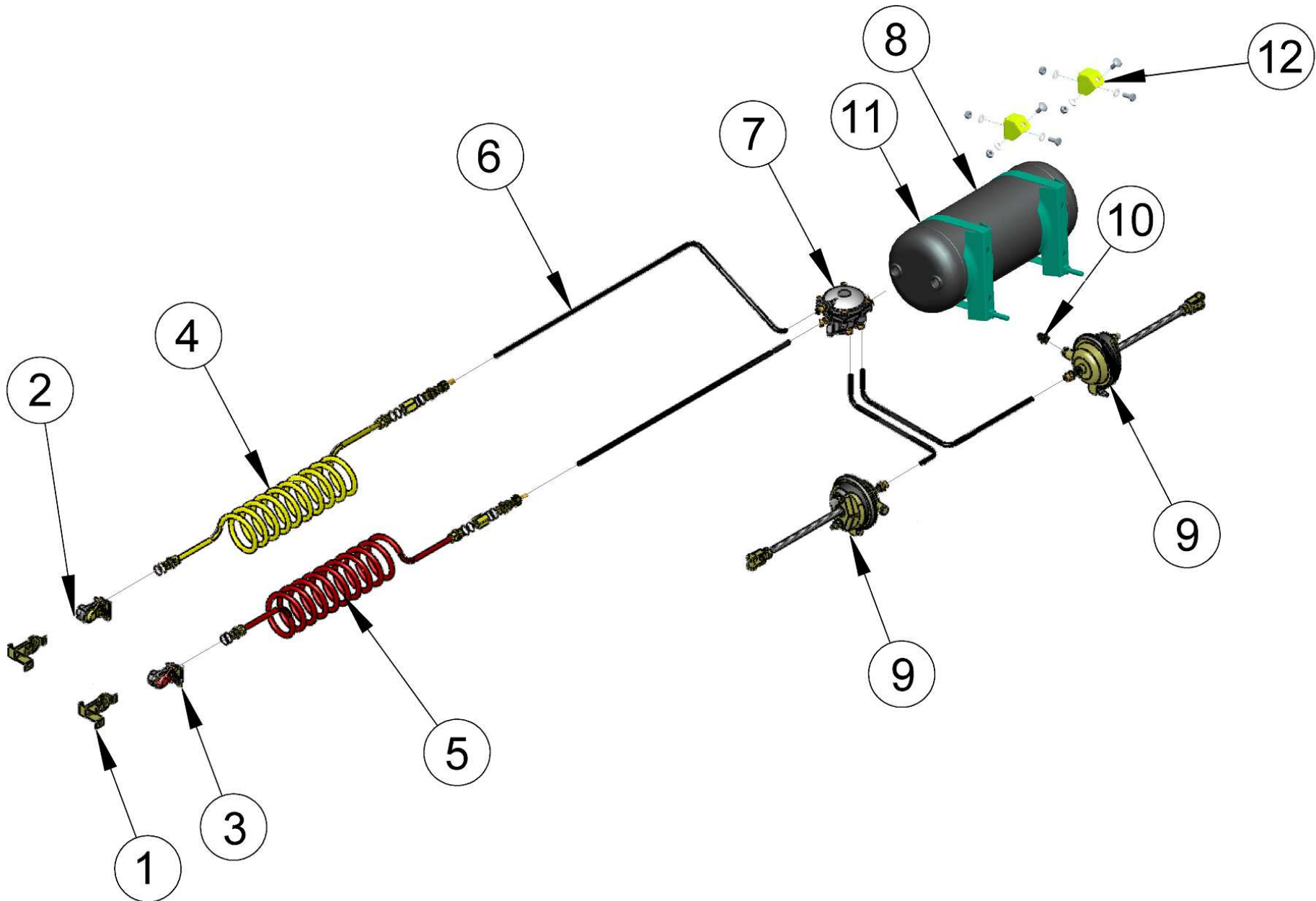
Handbrake F5000 (847)



No.	Part No	Description	Qty
0	CAX00139	HANDBRAKE KIT COMPLETE ASSY F5000	1
<i>(INCLUDES ITEMS 1 THROUGH 26)</i>			
1	ABD00059	HANDBRAKE LEVER LH F5 SERIES	1
2	ABD00060	HANDBRAKE LEVER RH F5 SERIES	1
3	ADB00143	HANDBRAKE BRACKET ASSY	1
4	ADB00147	HANDBRAKE BRACKET ASSEMBLY	2
5	ADB00127	HANDBRAKE BRACKET F5	1
6	CAX00090	HAND BRAKE LEVER	1
7	CFA00100	BOLT M8X40 Z/P	1
8	CFA00108	BOLT M8X55 Z/P	2
9	CFA00123	NUT M10 NYLOC	5
10	CFA00126	NUT M14 NYLOC	2
11	CFA00128	NUT M16 NYLOC	4
12	CFA00132	NUT M8 NYLOC Z/P	3
13	CFA00133	NUT M8 Z/P	1
14	CFA00140	WASHER FLAT 16MM Z/P	8
15	CFA00147	WASHER FLAT 8MM Z/P	6
16	CFA00201	WASHER FLAT 10 MM Z/P	6
17	CFA00222	WASHER FLAT 14MM Z/P	4
18	CFA00230	SETSCREW M10X30 Z/P	3
19	CFA00282	BOLT M16X45	4
20	CFA00547	BOLT M14X70 Z/P	2
21	CMH00742	BUSH 8X20X13 ZINC PLATED	1
22	CMH02325	BUSH 14X25X30	2
23	CSG00208	SPRING EXT 3.5X28X188X43 Z/P	2
24	CSG00211	SRING COIL 3 X 19 X 135 27COILS	1
25	CTP00318	BREAK AWAY ROPE FUSION 2	1
26	CTP00346	NEW HAND BRAKE CABLE F5/V6 SERIES	2

No.	Part No	Description	Qty
-----	---------	-------------	-----

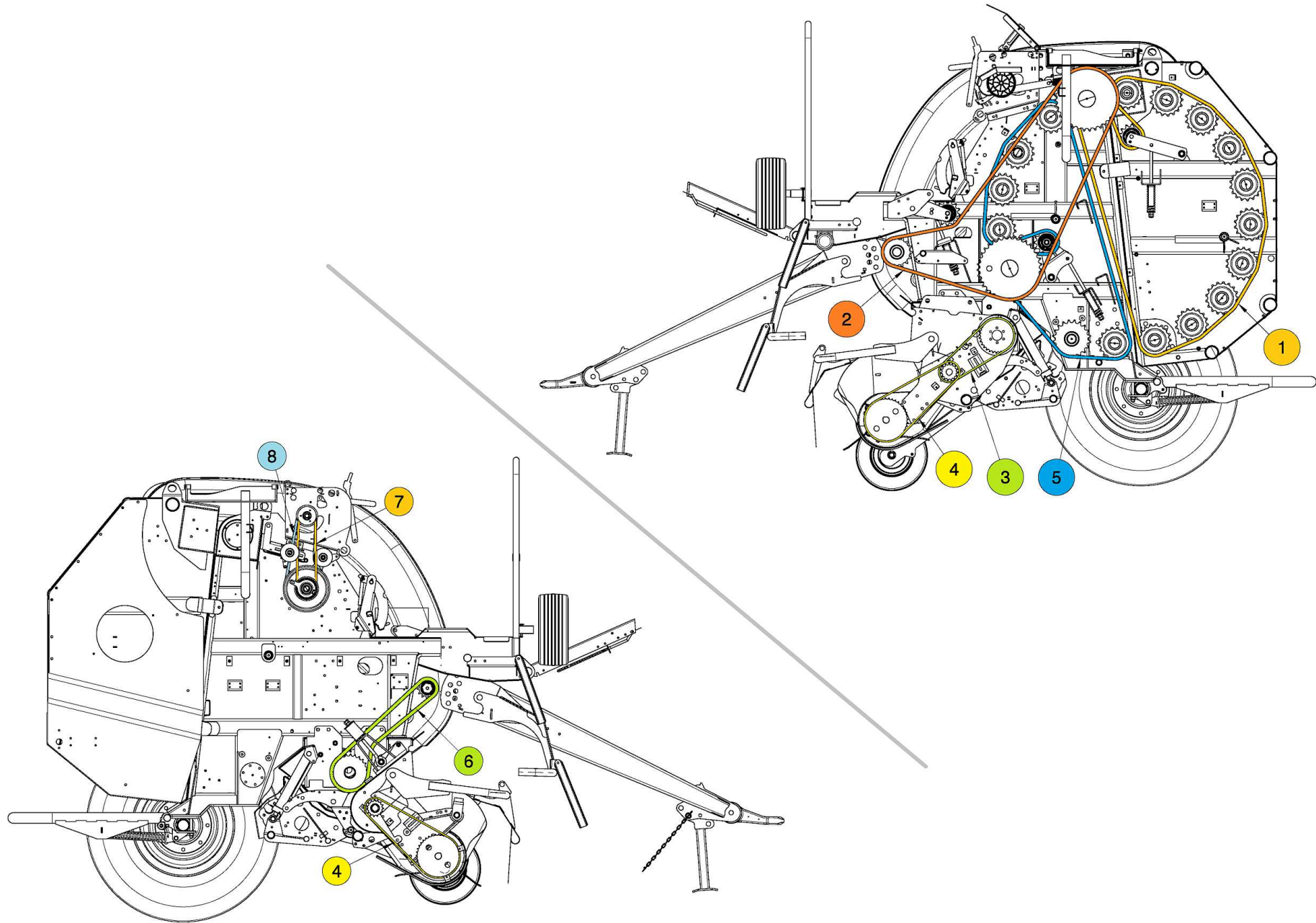
Air brake kit F5000 (764)



No.	Part No	Description	Qty
1	CVA00328	COUPLER BRACKET	2
2	CVA00126	AIR BRAKE QUICK FIT COUPLING YELLOW	1
3	CVA00127	AIR BRAKE QUICK FIT BRK RED	1
4	CHY02557	SERVICE SUZZIE (YELLOW)	1
4a	CVA10039	M22 THRUST WASHER TRACTAIR	3
4b	CVA10038	M22 O RING TRACTAIR	3
5	CHY02558	EMERGENCY SUZZIE (R)	1
5a	CVA10039	M22 THRUST WASHER TRACTAIR	3
5b	CVA10038	M22 O RING TRACTAIR	3
6	CHY02559	10MM O/D NYLON AIR BRAKE HOSE	AR
6a	CVA10034	7MM INSERT TRACTAIR (10MMTUBE)	2
6b	CVA10036	M22 - M16 BULKHEAD 10MM ASMBLY	2
6c	CVA10035	M22 FEM-FEM ADAPTOR TRACTAIR	2
7	CHY02605	CONTROL VALVE AIR BRAKE KIT [TRACTAIR]	1
7a	CVA10032	1/4 TAPER 10MM ST PUSHFIT ADAPTOR	4
8	CVA10033	AIR BRAKE TANK 15LTR	1
<i>TANK (WAS CVA00324 10LTR)</i>			
9	CVA00124	AIR BRAKE ACTUATOR FUSION 998 F5	2
9a	CVA10031	M16 10MM PUSH ADAPTOR AIR BRAKE	2
10	CVA00327	AIR BRAKE M16 TEST POINT	1
11	CVA00325	RESERVOIR SADDLE	2
<i>SADDLE BRACKET</i>			
12	CZC04606	3MM L AIR TANK STRAP BRACKET F5000	2
<i>MTG BRACKET</i>			
13	CFA00024	SETSCREW M10X25 ZP	2
14	CFA00442	BOLT M10X25 CUP SQ. Z/P	2
15	CFA00123	NUT M10 NYLOC	4
16	CFA00201	WASHER FLAT 10 MM Z/P	6

No.	Part No	Description	Qty
-----	---------	-------------	-----

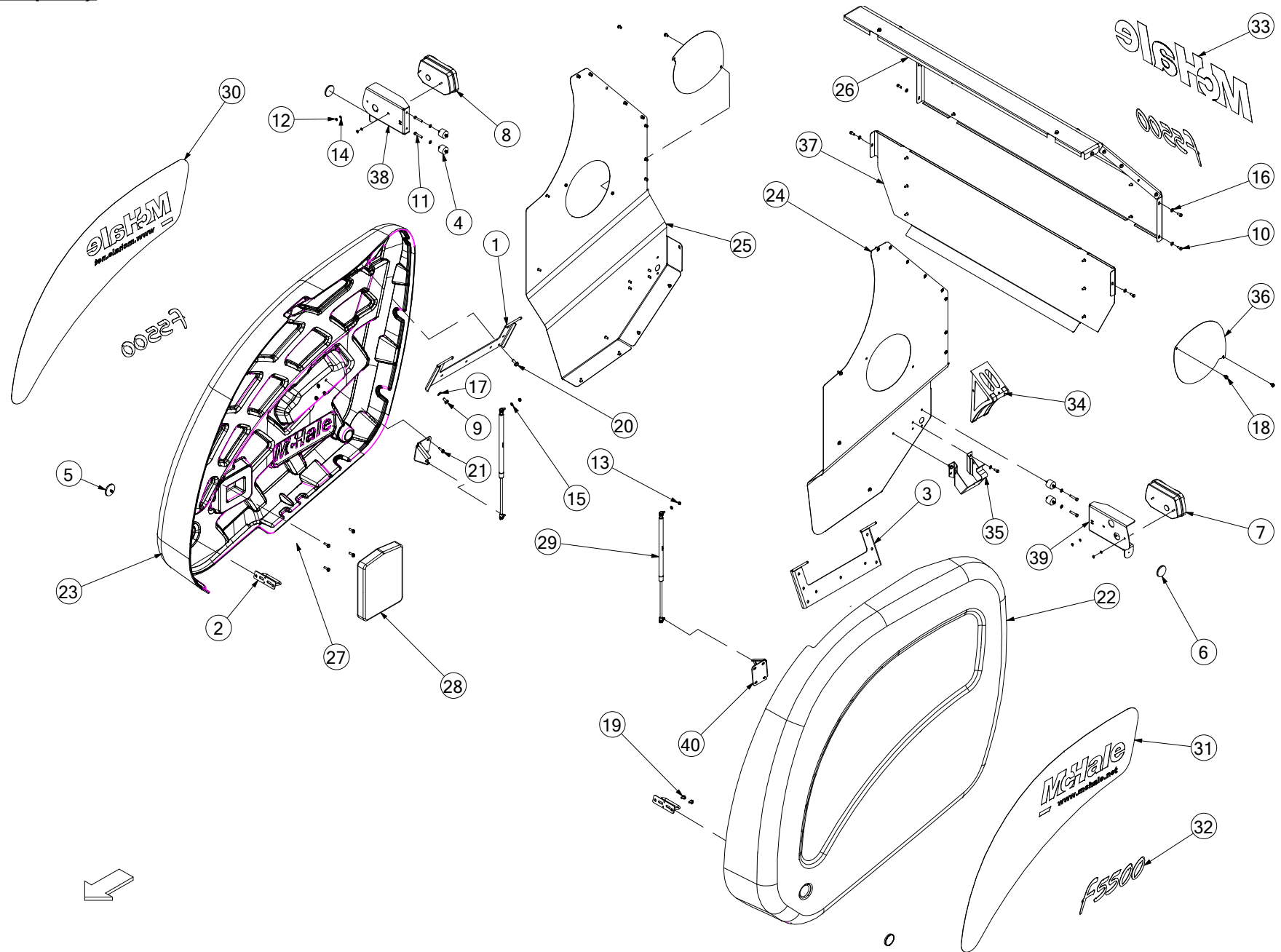
Chains & Belts (751)



No.	Part No	Description	Qty
0	CCH00056	CHAIN KIT COMPLETE F5 RANGE	1
<i>COMPLETE SET OF CHAINS (INCLUDES ITEMS 1 THROUGH 6) WITH CAM-TRACK VERSION ITEM 4</i>			
1	CCH00049	20B 158 PITCHES + CON LINK	1
1a	CCH00031	CHAIN LINK CONN 20B 1 1/4	1
1b	CCH00032	CHAIN LINK OFFSET 20B 1 1/4	1
2	CCH00052	100H 126 PITCHES+CON	1
2a	CCH00045	CHAIN LINK CONN ASA 100H 1"	1
2b	CCH00053	CHAIN LINK OFFSET ASA 100H 1"	1
3	CCH02025	SLIP-CLUTCH CHAIN ASA60H 3/4" 62 INC LINK	1
<i>(IF AUGER SPROCKET IS 19T USE AS IS & IF AUGER SPROCKET IS 15T REMOVE 2 LINKS)</i>			
3a	CCH02021	CHAIN LINK CONN ASA60H 3/4"	1
3b	CCH02022	CHAIN LINK OFFSET ASA60H 3/4"	1
4	CCH02026	CHAIN ASA60H 3/4" 78 INC LINK	2
<i>CAM-TRACK PICK-UP ONLY (IF AUGER SPROCKET IS 19T USE AS IS & IF AUGER SPROCKET IS 15T REMOVE 2 LINKS)</i>			
4a	CCH02021	CHAIN LINK CONN ASA60H 3/4"	1
4b	CCH02022	CHAIN LINK OFFSET ASA60H 3/4"	1
4	CCH00195	CHAIN ASA60H 3/4 76 P INC JOINERLINK	2
<i>CAM-LESS PICK-UP ONLY (IF AUGER SPROCKET IS 19T USE AS IS & IF AUGER SPROCKET IS 15T REMOVE 2 LINKS)</i>			
4a	CCH02021	CHAIN LINK CONN ASA60H 3/4"	1
4b	CCH02022	CHAIN LINK OFFSET ASA60H 3/4"	1
5	CCH02037	20B 136 LINKS INCL LINK	1
5a	CCH00031	CHAIN LINK CONN 20B 1 1/4	1
5b	CCH00032	CHAIN LINK OFFSET 20B 1 1/4	1
6	CCH00051	16B2 70 PITCHES + CON LINK	1
6a	CCH02006	CHAIN LINK CONN 1" DUPLEX 16B2	1
6b	CCH02007	CHAIN LINK OFFSET 16B2 1"DUPX	1
7	CBE00214	BELT V A44 F5 SERIES	1
<i>OUTER BELT - USED ON ALL F5 SERIES BALERS (EXCEPT F5600 PLUS)</i>			
7	CBE00371	A46 V BELT	1
<i>USED ON F5600 PLUS MACHINES ONLY</i>			
8	CBE00219	BELT SPB 1400	1
<i>INNER BELT - USED WITH 224MM PULLEY UP TO SERIAL No 707899 (NOT USED ON F5600 PLUS MACHINES)</i>			
8	CBE00241	BELT SPB 1450	1
<i>INNER BELT - USED WITH 250MM PULLEY FROM SERIAL No 707900 (NOT USED ON F5600 PLUS MACHINES)</i>			

No.	Part No	Description	Qty
-----	---------	-------------	-----

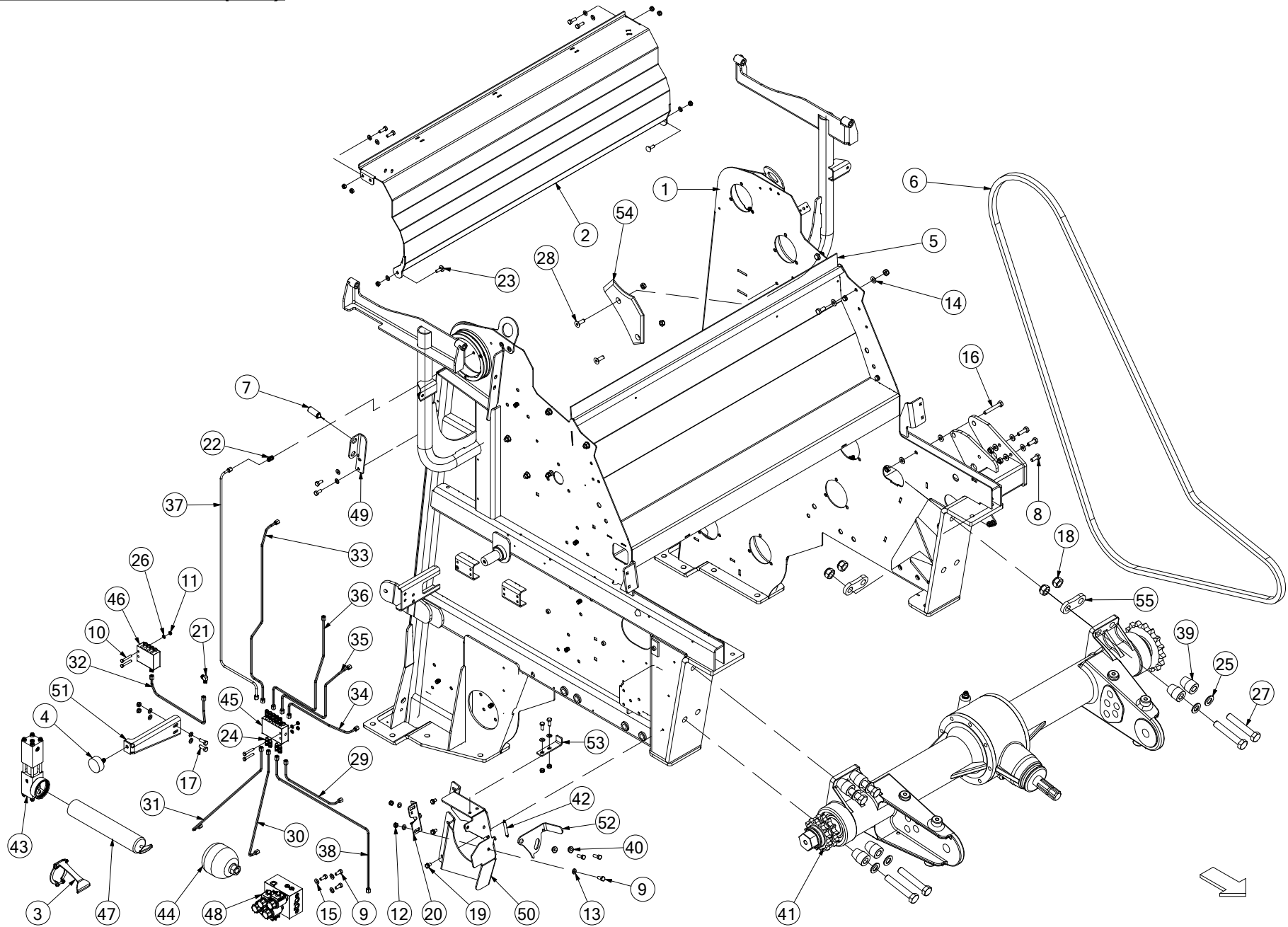
Panels (747)



No.	Part No	Description	Qty
1	ALA00413	PANEL HINGE PLATE RHS ASSY	1
2	ALA00432	DOOR LATCH ASSY	2
3	ALA00456	PANEL HINGE PLATE LHS ASSY	1
4	CBE00228	RUBBER BUFFER 70 SHORE	4
5	CEL00643	ROUND AMBER REFLECTOR STICK-ON	2
<i>REPLACES BOLT ON TYPE CEL00239</i>			
6	CEL00643	ROUND AMBER REFLECTOR STICK-ON	2
7	CEL00700	LIGHT F555 BACK LHS	1
8	CEL00701	LIGHT F555 BACK RHS	1
9	CFA00023	SETSCREW M10X20 Z/P	2
10	CFA00052	SETSCREW M8X20 Z/P	51
11	CFA00106	BOLT M8X45 Z/P	4
12	CFA00131	NUT M6 NYLOC	4
13	CFA00132	NUT M8 NYLOC Z/P	2
14	CFA00144	WASHER FLAT 6MM Z/P	4
15	CFA00147	WASHER FLAT 8MM Z/P	13
16	CFA00249	WASHER SKM8	44
17	CFA00251	WASHER SKM10	2
18	CFA00492	SETSCREW M8X12 FLANGED Z/P	4
19	CFA00519	SETSCREW M8X16 FLD ZP	4
20	CFA00520	SETSCREW M10X25 FLD ZP	16
21	CFA02219	SETSCREW M8X25 FLD ZP	12
22	CGD00175	PANEL F5 LHS	1
<i>INCLUDES DECALS ITEMS 31 & 32 (SPECIFY MODEL WHEN ORDERING)</i>			
23	CGD00217	PANEL F5 RHS	1
<i>INCLUDES DECALS ITEMS 30 & 32 (SPECIFY MODEL WHEN ORDERING)</i>			
24	CGD00238	F5 BACK DOOR LHS SIDE PANEL	1
25	CGD00239	F5 BACK DOOR RHS SIDE PANEL	1
26	CGD00266	BACK DOOR TOP GUARD F5	1
27	CPL00100	HANDLE DOOR F5 SERIES PANELS	2
<i>HANDLE NOT SHOWN</i>			
28	CPL00122	OPERATORS MANUAL HOLDER	1
<i>USED UP TO SERIAL No 712582</i>			
29	CRA00677	GAS STRUT 10/22 350 - 785 - 1100N	2
30	CST00679	RECESS DECAL RHS F550	1
31	CST00680	RECESS DECAL LHS F550	1
32	CST00709	DECAL F5500 LOGO	3
33	CST00710	DECAL MCHALE LOGO (BACK DOOR)	1
34	CTP00075	PARKING CHOCKS BALE	2
35	CTP00076	BRACKET FOR PARKING CHOCK	2
36	CZB02209	1.5MM L GUARD PART ST BALER	2
37	CZB04331	1.5MM L F5 BACK DOOR SKIN	1
38	CZC04479	3MM L RHS LIGHT BRACKET F555	1
39	CZC04485	3MM L LHS LIGHT BRACKET F550	1
40	CZD04334	4MM L GAS STRUT MOUNT PLATE	2

No.	Part No	Description	Qty
-----	---------	-------------	-----

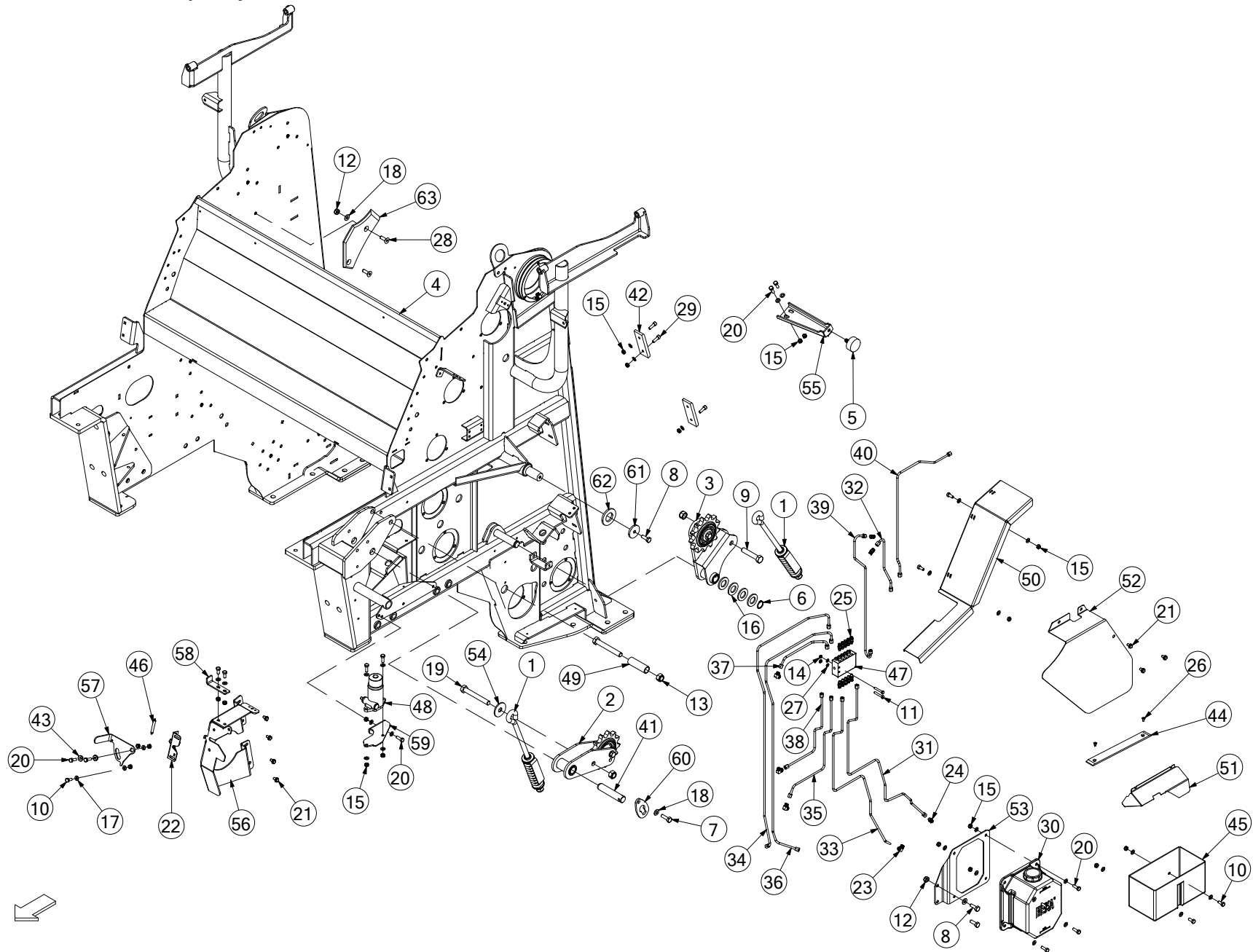
Front Chamber RHS (741)



No.	Part No	Description	Qty
1	ACH01055	FRONT DOOR WELD ASSY F5 SERIES	1
2	ARC00286	ROLLER GUARD ASSY F550	1
3	ART00351	GREASE GUN STOP ASSY	1
4	CBE00002	BUFFER RUBBER 50X21 M10X28	2
5	CBE00229	RUBBER STRIP 1225X100X3	1
6	CCH00052	100H 126 PITCHES+CON	1
7	CEL00616	SENSOR ASSY PROXIMITY 18MM NPN	1
8	CFA00024	SETSCREW M10X25 Z/P	5
9	CFA00052	SETSCREW M8X20 Z/P	14
10	CFA00099	SETSCREW M6X40 Z/P	6
11	CFA00131	NUT M6 NYLOC	6
12	CFA00132	NUT M8 NYLOC Z/P	25
13	CFA00147	WASHER FLAT 8MM Z/P	42
14	CFA00201	WASHER FLAT 10 MM Z/P	19
15	CFA00249	WASHER SKM8	3
16	CFA00383	BOLT M10X70 Z/P	2
17	CFA00407	BOLT M8X25 Z/P	10
18	CFA00418	NUT M20X1.5 NYLOC FINE THRAED	8
19	CFA00492	SETSCREW M8X12 FLANGED Z/P	10
20	CFA00518	CAMLOC BALER DOOR	1
21	CFA00543	6MM X 1/8" 90? GREASE FITTING	6
22	CFA00549	GREASE FITTING 6MM X 1/8	10
23	CFA00591	BOLT M8X25 CUP SQ Z/P	2
24	CVA00172	VALVE CHECK 1/8	10
25	CFA00781	DIN6916 WASH M20 GRD295HV 10 PEINER	8
26	CFA00800	WASHER M6 DIN125 NYLON	6
27	CFA00842	BOLT M20X120X1.5 GRADE 8.8 DIN960	8
28	CFA00908	SETSCREW M10X25 CSK HEX Z/P	4
29	CHY02353	GREASE PIPE 2 FRONT DOOR NDS	1
30	CHY02357	GREASE PIPE 6 FRONT DOOR NDS	1
31	CHY02359	GREASE PIPE 8 FRONT DOOR NDS	1
32	CHY02369	GREASE PIPE MASTER-SECONDARY	1
33	CHY02489	GREASE PIPE10 FRONT	1
34	CHY02490	GREASE PIPE11 FRONT	1
35	CHY02491	GREASE PIPE3 FRONT	1
36	CHY02492	GREASE PIPE 5 FRONT DOOR NDS	1
37	CHY02623	GREASE PIPE9 FRONT DOOR NDS F5	1
38	CHY02624	GREASE PIPE ROTOR BEARING F5	1
39	CMH00976	BUSH 16X40X50	8
40	CMH01356	BUSH 8X20X7.5 Z/P	2
41	CMT00106	GEARBOX ASM ST BALER 540RPM SS	1
41	CMT00498	GEARBOX 1000RPM HEAVY DUTY	1
<i>OPTIONAL</i>			
42	CSG00047	SPRING EXT 1.2X8.5X59	1
43	CVA00382	PUMP GREASE ONLY FOR F5 BALER	1
<i>ROUND GREASE PUMP (REPLACES CVA00145 SQUARE GREASE PUMP SHOWN)</i>			
44	CVA00165	ACCUMULATOR 0.5 LITRE 25 BAR	1
45	CVA00166	GREASE BLOCK 10 WAY	1
46	CVA00167	GREASE BLOCK 8 WAY MASTER	1

No.	Part No	Description	Qty
47	CVA00184	GREASE GUN CARTRIDGE HOUSING	1
47a	CSE00613	SEAL GREASE CARTRIDGE	1
48	CVA00361	VALVE CTRL FLOOR KNIVES V660 2011+	1
48a	CZC04735	3MM L TRANSDUCER SENSOR COVER PLATE	1
<i>TRANSDUCER SENSOR GUARD (NOT SHOWN)</i>			
49	CZD03001	4MM L PROXIMITY SWITCH BRCKT.	1
50	CZD04503	4MM L F5 DOOR LOCK BRCKT RHS	1
51	CZD04504	4MM L BUFFER MOUNT BRCKT	2
52	CZD04570	4MM PANEL LATCH F550 RHS	1
53	CZD04588	4MM L DOOR LOCK SUPPORT BRCKT F5	2
54	CZH04588	10MM L CHAMBER NET PLATE LHS	1
55	CZI02044	12MM L CHASSIS PART FUSION	4

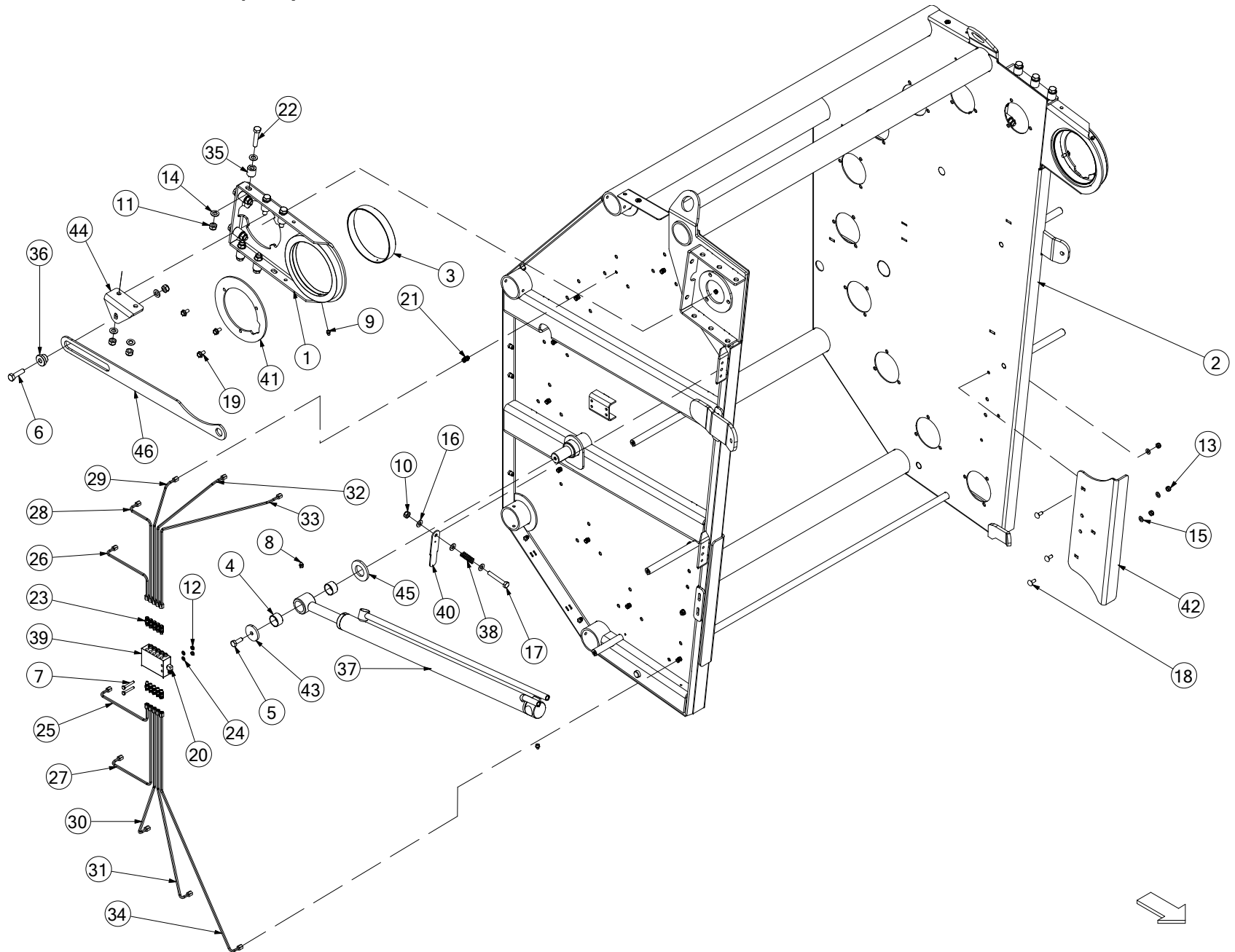
Front chamber LHS (742)



No.	Part No	Description	Qty
1	ACH00437	FRONT CHAIN ADJ COMPLETE	2
2	ACH00440	CHAIN TENSIONER COMP ASSY M.D.	1
3	ACH00551	CHAIN TENSIONER COMP ASSY	1
4	ACH01055	FRONT DOOR WELD ASSY F5 SERIES	1
5	CBE00002	BUFFER RUBBER 50X21 M10X28	2
6	CFA00001	CIRCLIP 25MM EXTERNAL Z/P	1
7	CFA00016	BOLT M10X35	1
8	CFA00025	SETSCREW M10X30	4
9	CFA00043	BOLT M16X80	1
10	CFA00052	SETSCREW M8X20 Z/P	9
11	CFA00099	SETSCREW M6X40 Z/P	6
12	CFA00123	NUT M10 NYLOC	4
13	CFA00128	NUT M16 NYLOC	3
14	CFA00131	NUT M6 NYLOC	6
15	CFA00132	NUT M8 NYLOC Z/P	25
16	CFA00135	WASHER FLAT 1" Z/P	4
17	CFA00147	WASHER FLAT 8MM Z/P	46
18	CFA00201	WASHER FLAT 10 MM Z/P	6
19	CFA00209	BOLT M16X120 Z/P	2
20	CFA00407	BOLT M8X25 Z/P	14
21	CFA00492	SETSCREW M8X12 FLANGED Z/P	10
22	CFA00518	CAMLOC BALER DOOR	1
23	CFA00543	6MM X 1/8" 90° GREASE FITTING	6
24	CFA00549	GREASE FITTING 6MM X 1/8" M/M	10
25	CFA00648	GREASE FITTING TO BLOCK 1/8"	10
26	CFA00760	SETSCREW M6X10 CSK Z/P DIN 7991	2
27	CFA00800	WASHER M6 DIN125 NYLON	6
28	CFA00908	SETSCREW M10X25 CSK HEX Z/P	2
29	CFA00909	BOLT M8X25 SOC CAP Z/P	4
30	CHY00868	BEKA OIL TANK ASSY	1
31	CHY02361	GREASE PIPE 2 FRONT	1
32	CHY02362	GREASE PIPE 3 FRONT DOOR DS	1
33	CHY02363	GREASE PIPE 4 FRONT DOOR DS	1
34	CHY02364	GREASE PIPE 5 FRONT DOOR DS	1
35	CHY02365	GREASE PIPE 6 FRONT DOOR DS	1
36	CHY02366	GREASE PIPE 7 FRONT DOOR DS	1
37	CHY02367	GREASE PIPE 8 FRONT DOOR DS	1
38	CHY02368	GREASE PIPE 9 FRONT DOOR DS	1
39	CHY02486	GREASE PIPE10 FRONT	1
40	KST00105	GREASE PIPE 11 DOOR HINGE F5 KIT <i>REPLACES CHY02487 GREASE PIPE11 FRONT</i>	1
41	CMH00387	PIN 25X120 MILLED FOR CAP Z/P	1
42	ALA00311	WEAR STRIP ASSY CHAMBER DOOR <i>INCLUDES M8 NUTS (REPLACES CMH00769)</i>	2
43	CMH01356	BUSH 8X20X7.5 Z/P	2
44	CMH01709	WEAR STRIP 6X35X295 PLASTIC <i>FROM SERIAL No 710296</i>	1
45	CPL00045	TOOLBOX PLAS 270X151X13	1
46	CSG00047	SPRING EXT 1.2X8.5X59	1

No.	Part No	Description	Qty
47	CVA00166	GREASE BLOCK 10 WAY <i>F5500 & F5600 MODELS ONLY</i>	1
47	CVA00567	GREASE BLOCK 10 WAY (MANUAL) <i>F5400 & F5400c MODELS ONLY</i>	1
47a	CFA00590	GREASE NIPPLE 1/8 BSP ST <i>F5400 & F5400c MODELS ONLY</i>	10
48	CVA00564	BEKA OIL PUMP	1
49	CXT00291	TUBE 26.9X83	1
50	CZB04337	1.5MM L MAIN DRIVE CHAIN GUARD	1
51	CZB04353	1.5MM L GRASS DIVERTOR PLATE <i>UP TO SERIAL No 710295</i>	1
52	CZB04367	1.5MM L LHS CHAIN GUARD F5	1
53	CZC04373	3MM L BOTTOM STRUT BRACKET	1
53a	CZC05495	3MM L OILER TANK STRAP	1
54	CZD04321	4MM L WASHER 16X55X4 Z/P	1
55	CZD04504	4MM L BUFFER MOUNT BRCKT	2
56	CZD04519	4MM L F5 PANEL DOOR LOCK BRCKT	1
57	CZD04569	4MM PANEL LATCH F550 LHS	1
58	CZD04588	4MM L DOOR LOCK SUPPORT BRCKT F5	1
59	CZD04610	4MM OIL PUMP BRACKET F5 SERIES	1
60	CZF00292	6MM L CAP LONG FOR 25MM PINS	1
61	CZF02215	6MM L WASHER 10.5X50X6 Z/P	2
62	CZF04448	6MM L WASHER 35X65X6 Z/P	2
63	CZH04547	10MM L CHAMBER NET PLATE RHS	1

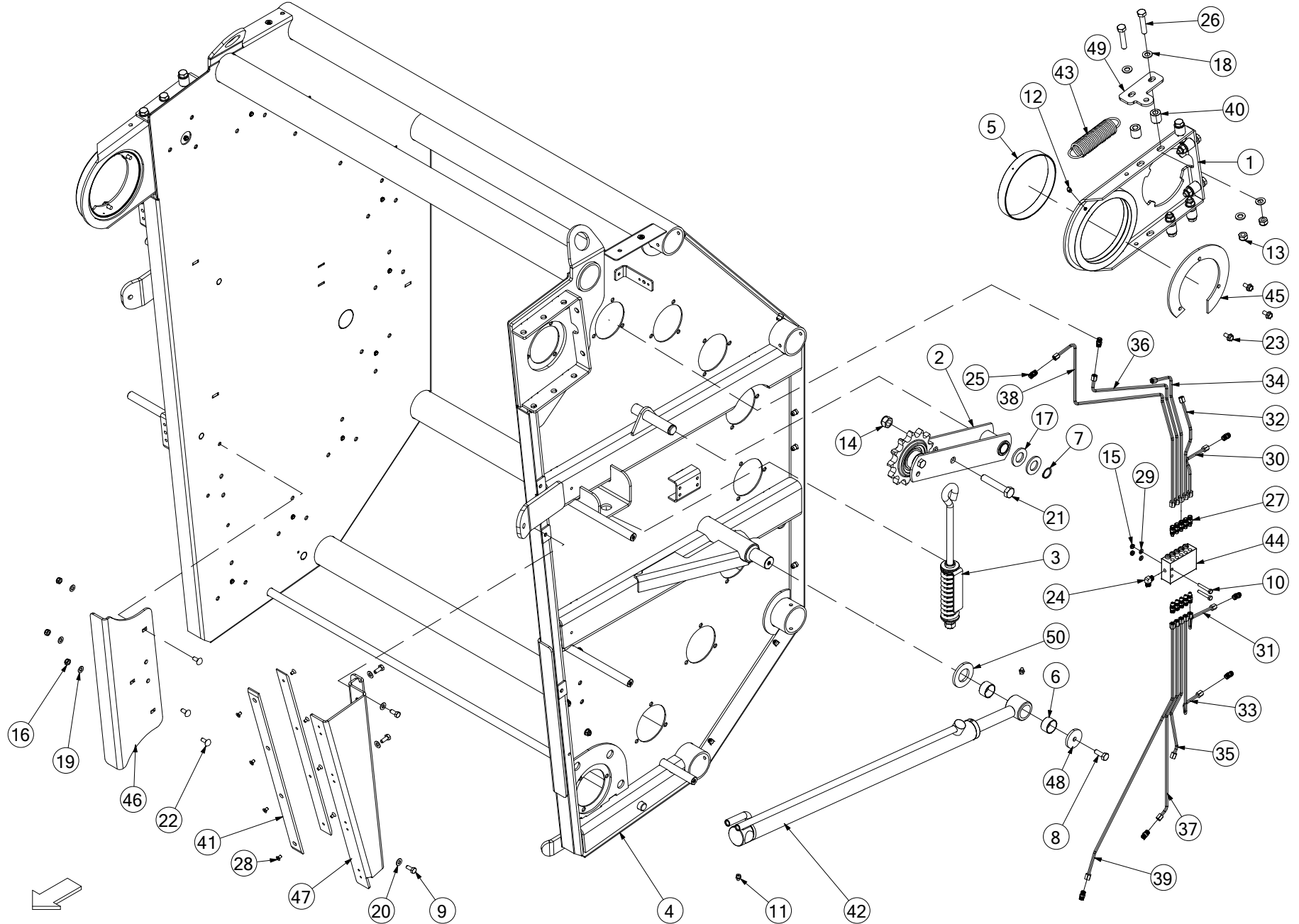
Rear chamber door RHS (745)



No.	Part No	Description	Qty
1	ACH00170	HINGE ASSY BALER DOOR	2
<i>INCLUDES ITEMS 3 & 9</i>			
2	ACH01078	BACK DOOR WELD ASSY F5 SERIES	1
<i>USED ON ALL F5 SERIES BALERS (EXCEPT F5600 PLUS)</i>			
2	ACH01470	BACK DOOR WELD ASSY F5 NRF	1
<i>USED ON F5600 PLUS MACHINES ONLY</i>			
3	CBR00051	BEARING GLACIER PM 170 X 25	2
4	CBR00260	BEARING GLACIER PM 3220 DX	2
5	CFA00025	SETSCREW M10X30	2
6	CFA00065	SETSCREW M12X45 Z/P	1
7	CFA00099	SETSCREW M6X40 Z/P	4
8	CFA00111	GREASE NIPPLE M10X1.5 STRAIGHT	2
9	CFA00118	GREASE NIPPLE M8X1.25 STRAIGHT	2
10	CFA00123	NUT M10 NYLOC	1
11	CFA00124	NUT M12 NYLOC	15
12	CFA00131	NUT M6 NYLOC	4
13	CFA00132	NUT M8 NYLOC Z/P	6
<i>USED UP TO SERIAL No 714902</i>			
13	CFA00123	NUT M10 NYLOC	6
<i>USED FROM SERIAL No 714903</i>			
14	CFA00138	WASHER FLAT 12MM Z/P	29
15	CFA00147	WASHER FLAT 8MM Z/P	6
<i>USED UP TO SERIAL No 714902</i>			
15	CFA00201	WASHER FLAT 10 MM Z/P	6
<i>USED FROM SERIAL No 714903</i>			
16	CFA00201	WASHER FLAT 10 MM Z/P	3
17	CFA00383	BOLT M10X70 Z/P	1
18	CFA00506	SETSCREW M8X20 CUPHEAD SQ Z/P	6
<i>USED UP TO SERIAL No 714902</i>			
18	CFA00442	SETSCREW M10X25 CUP SQ Z/P	6
<i>USED FROM SERIAL No 714903</i>			
19	CFA00519	SETSCREW M8X16 FLD Z/P	6
20	CFA00543	6MM X 1/8" 90° GREASE FITTING	1
<i>F5500 & F5600 MODELS ONLY</i>			
21	CFA00549	GREASE FITTING 6MM X 1/8" M/M	17
22	CFA00586	BOLT M12X60X10.9 FINE THREAD ZP	14
23	CVA00172	VALVE CHECK 1/8" - M6LL BODY	10
24	CFA00800	WASHER M6 DIN125 NYLON	4
25	CHY02332	GREASE PIPE 1 BACK D	1
26	CHY02333	GREASE PIPE 2 BACK DOOR NDS	1
27	CHY02334	GREASE PIPE 3 BACK	1
28	CHY02335	GREASE PIPE 4 BACK DOOR NDS	1
29	CHY02336	GREASE PIPE 5 BACK DOOR NDS	1
30	CHY02337	GREASE PIPE 6 BACK DOOR NDS	1
31	CHY02338	GREASE PIPE 7 BACK	1
32	CHY02339	GREASE PIPE 8 NDS	1
33	CHY02340	GREASE PIPE 9 BACK	1
34	CHY02341	GREASE PIPE 10 BACK DOOR NDS	1
35	CMH00745	BUSH 12X25X25	14
36	CMH00771	BUSH 12X35 STEPPED	1
37	CRA00557	RAM 40X28X655 DOOR ST BALER	1

No.	Part No	Description	Qty
<i>USED ON ALL F5 SERIES BALERS (EXCEPT F5600 PLUS)</i>			
37	CRA00797	RAM 45X32X55 DOOR F5 PLUS BALER	1
<i>USED ON F5600 PLUS MACHINES ONLY</i>			
37a	CZC05162	3MM L ULTRASONIC READOUT PLATE F5600+	1
<i>USED ON F5600 PLUS MACHINES ONLY</i>			
37b	CFA00943	U-BOLT M8X1.25X45X55 FOR 33.7 TUBE	1
<i>USED ON F5600 PLUS MACHINES ONLY</i>			
37c	CZC02602	3MM SENSOR MOUNTING PLATE	1
<i>USED ON F5600 PLUS MACHINES ONLY</i>			
37d	CEL00947	ULTRASONIC SENSOR, SN-300MM	1
<i>USED ON F5600 PLUS MACHINES ONLY</i>			
37e	CFA00052	SETSCREW M8X20 Z/P	2
<i>USED ON F5600 PLUS MACHINES ONLY</i>			
38	CSG00058	SPRING COMP 2.34WDX15ODX8.5 T/C	1
39	CVA00166	GREASE BLOCK 10 WAY	1
<i>F5500 & F5600 MODELS ONLY</i>			
39	CVA00567	GREASE BLOCK 10 WAY (MANUAL)	1
<i>F5400 & F5400C MODELS ONLY</i>			
39a	CFA00590	GREASE NIPPLE 1/8" BSP STR	10
<i>F5400 & F5400C MODELS ONLY</i>			
40	CZC02347	3MM L SENSOR ADJUSTER LATCH	1
<i>ALSO ORDER RUBBER STRIP CBE00180 (ITEM 40a)</i>			
40a	CBE00180	RUBBER STRIP PROXIMITY 45X28X2	1
41	CZE00131	5MM L BALER DOOR HINGE PART	2
42	CZE00172	5MM L DOOR PLATE ST BALER	2
<i>FOR MACHINES PRIOR TO SERIAL No 714903 ALSO ORDER M10 VERSION OF ITEMS 13, 15 & 18</i>			
43	CZF02215	6MM L WASHER 10.5X50X6 Z/P	2
44	CZF03173	6MM L CHASSIS PART S	1
45	CZF04448	6MM L WASHER 35X65X6 Z/P	2
46	CZF05600	6MM L NET RESET ARM F550	1
<i>USED ON ALL F5 SERIES BALERS (EXCEPT F5600 PLUS)</i>			
46	CZF07284	6MM L NET RESET ARM F5600 NRF	1
<i>USED ON F5600 PLUS MACHINES ONLY</i>			

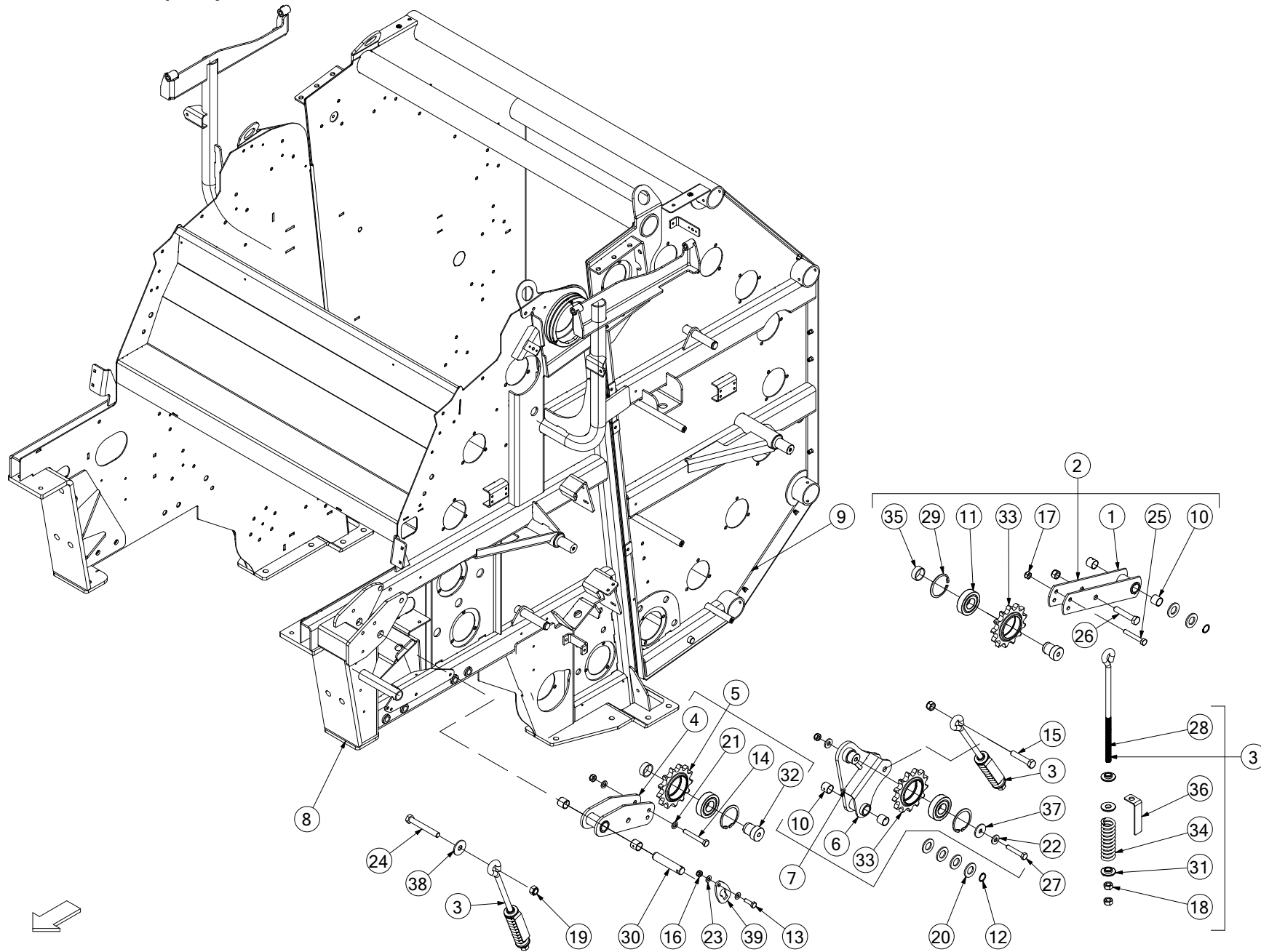
Rear chamber door LHS (746)



No.	Part No	Description	Qty
1	ACH00170	HINGE ASSY BALER DOOR	2
<i>INCLUDES ITEMS 5 & 12</i>			
2	ACH00359	DOOR CHAIN TENSION COMP ASSY	1
3	ACH00437	FRONT CHAIN ADJ.COMP	1
4	ACH01078	BACK DOOR WELD ASSY F5 SERIES	1
<i>USED ON ALL F5 SERIES BALERS (EXCEPT F5600 PLUS)</i>			
4	ACH01470	BACK DOOR WELD ASSY F5 NRF	1
<i>USED ON F5600 PLUS MACHINES ONLY</i>			
5	CBR00051	BEARING GLACIER PM 170 X 25	2
6	CBR00260	BEARING GLACIER PM 3220 DX	2
7	CFA00001	CIRCLIP 25MM EXTERNAL Z/P	1
8	CFA00025	SETSCREW M10X30	2
9	CFA00052	SETSCREW M8X20 Z/P	4
10	CFA00099	SETSCREW M6X40 Z/P	4
11	CFA00111	GREASE NIPPLE M10X1.5 STRAIGHT	2
12	CFA00118	GREASE NIPPLE M8X1.25 STRAIGHT	2
13	CFA00124	NUT M12 NYLOC	14
14	CFA00128	NUT M16 NYLOC	1
15	CFA00131	NUT M6 NYLOC	4
16	CFA00132	NUT M8 NYLOC Z/P	6
<i>USED UP TO SERIAL No 714902</i>			
16	CFA00123	NUT M10 NYLOC Z/P	6
<i>USED FROM SERIAL No 714903</i>			
17	CFA00135	WASHER FLAT 1" Z/P	2
18	CFA00138	WASHER FLAT 12MM Z/P	28
19	CFA00147	WASHER FLAT 8MM Z/P	6
<i>USED UP TO SERIAL No 714902</i>			
19	CFA00201	WASHER FLAT 10MM Z/P	6
<i>USED FROM SERIAL No 714903</i>			
20	CFA00249	WASHER SKM8	4
21	CFA00332	SETSCREW M16X85 Z/P	1
22	CFA00506	SETSCREW M8X20 CUPHEAD SQ ZP	6
<i>USED UP TO SERIAL No 714902</i>			
22	CFA00442	SETSCREW M10X25 CUP SQ Z/P	6
<i>USED FROM SERIAL No 714903</i>			
23	CFA00519	SETSCREW M8X16 FLD ZP	6
24	CFA00543	6MM X 1/8" 90? GREASE FITTING	1
<i>F5500 & F5600 MODELS ONLY</i>			
25	CFA00549	GREASE FITTING 6MM X 1/8" M/M	10
26	CFA00586	BOLT M12X60X10.9 FINE THREAD ZP	14
27	CFA00648	GREASE FITTING TO BLOCK 1/8"	10
28	CFA00760	SETSCREW M6X10 CSK Z/P DIN 7991	8
29	CFA00800	WASHER M6 DIN125 NYLON	4
30	CHY02342	GREASE PIPE 1 BACK DOOR DS	1
31	CHY02343	GREASE PIPE 2 BACK DOOR DS	1
32	CHY02344	GREASE PIPE 3 BACK DOOR DS	1
33	CHY02345	GREASE PIPE 4 BACK DOOR DS	1
34	CHY02346	GREASE PIPE 5 BACK	1
35	CHY02347	GREASE PIPE 6 BACK	1
36	CHY02348	GREASE PIPE 7 BACK	1
37	CHY02349	GREASE PIPE 8 BACK	1

No.	Part No	Description	Qty
38	CHY02350	GREASE PIPE 9 BACK	1
39	CHY02351	GREASE PIPE 10 BACK	1
40	CMH00745	BUSH 12X25X25	14
41	CMH01066	WEAR STRIP 6X35X575	2
42	CRA00557	RAM 40X28X655 DOOR ST BALER	1
<i>USED ON ALL F5 SERIES BALERS (EXCEPT F5600 PLUS)</i>			
42	CRA00797	RAM 45X32X655 DOOR F5600 PLUS BALER	1
<i>USED ON F5600 PLUS MACHINES ONLY</i>			
43	CSG00226	SPRING EXT 4.47X37.5X176X26	1
<i>REPLACES CSG00017</i>			
44	CVA00166	GREASE BLOCK 10 WAY	1
<i>F5500 & F5600 MODELS ONLY</i>			
44	CVA00567	GREASE BLOCK 10 WAY (MANUAL)	1
<i>F5400 & F5400C MODELS ONLY</i>			
44a	CFA00590	GREASE NIPPLE 1/8" BSP STR	10
<i>F5400 & F5400C MODELS ONLY</i>			
45	CZE00337	5MM L BALER DOOR HINGE PART	1
<i>REPLACES CZE00326</i>			
46	CZE00172	5MM L DOOR PLATE ST BALER	2
<i>FOR MACHINES PRIOR TO SERIAL No 714903 ALSO ORDER M10 VERSION OF ITEMS 16, 19 & 22</i>			
47	CZE04224	5MM L ST BALER DOOR	1
48	CZF02215	6MM L WASHER 10.5X50X6 Z/P	2
49	CZF03176	6MM L SPRING BRACKET	1
50	CZF04448	6MM L WASHER 35X65X6 Z/P	2

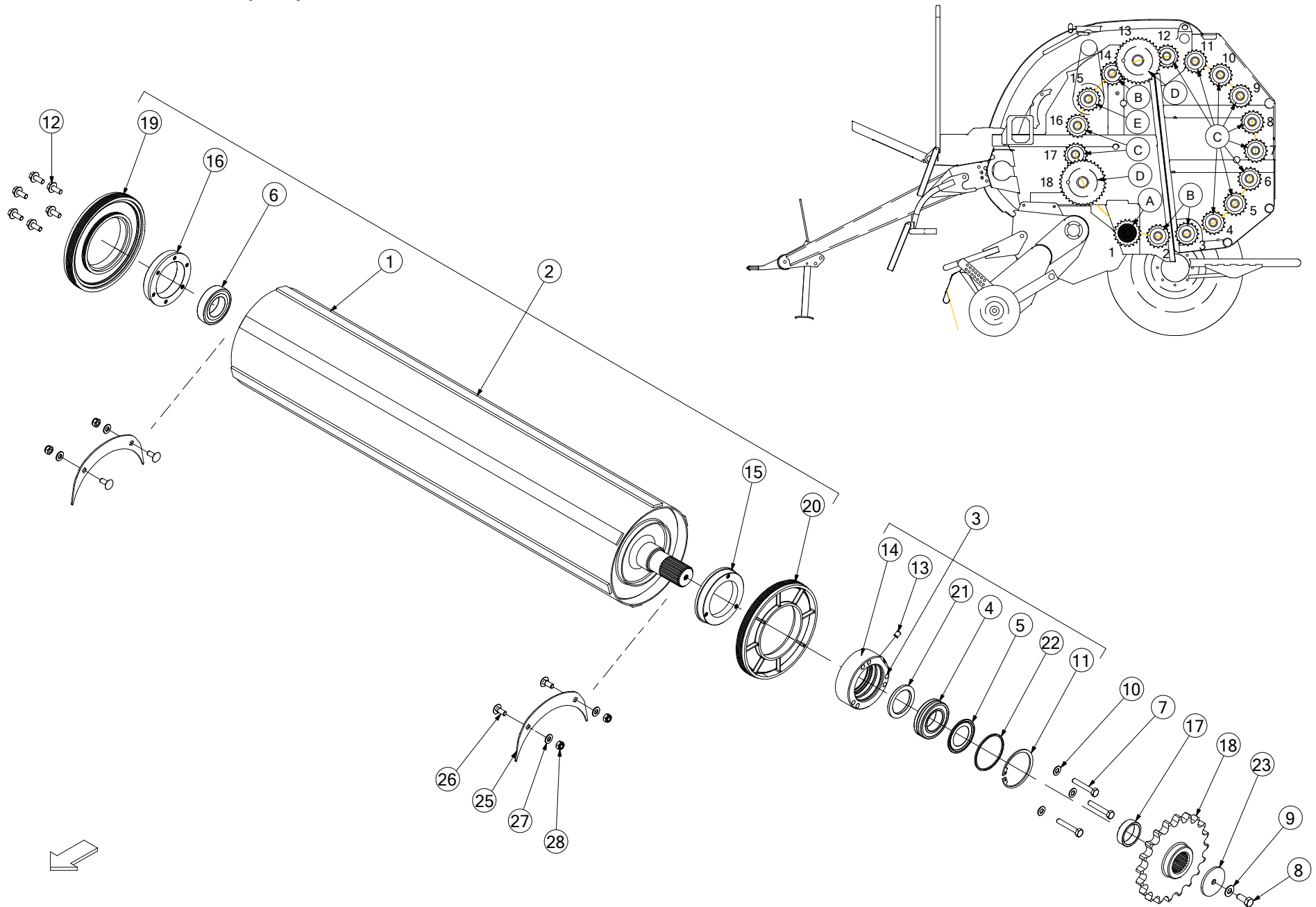
Chain tensioners (744)



No.	Part No	Description	Qty
1	ACH00188	DOOR CHAIN TENSION WELD ASSY.	1
2	ACH00359	DOOR CHAIN TENSION COMP ASSY	1
3	ACH00437	FRONT CHAIN ADJ.COMP	3
4	ACH00439	CHAIN TENSIONER WELD ASSY M.D.	1
5	ACH00440	CHAIN TENSIONER COMP ASSY M.D.	1
6	ACH00550	CHAIN TENSIONER WELD ASSY	1
7	ACH00551	CHAIN TENSIONER COMP ASSY	1
8	ACH01055	FRONT DOOR WELD ASSY F5 SERIES	1
<i>USED ON ALL F5 SERIES BALERS (EXCEPT F5600 PLUS)</i>			
8	ACH01469	FRONT DOOR WELD ASSY F5 NRF	1
<i>USED ON F5600 PLUS MACHINES ONLY</i>			
9	ACH01078	BACK DOOR WELD ASSY F5 SERIES	1
<i>USED ON ALL F5 SERIES BALERS (EXCEPT F5600 PLUS)</i>			
9	ACH01470	BACK DOOR WELD ASSY F5 NRF	1
<i>USED ON F5600 PLUS MACHINES ONLY</i>			
10	CBR00039	BEARING GLACIER PM 2525 DX	6
11	CBR00294	BEARING 6307 2RS	3
12	CFA00001	CIRCLIP 25MM EXTERNAL Z/P	2
13	CFA00016	BOLT M10X35	1
14	CFA00034	BOLT M12X90 Z/P	1
15	CFA00043	BOLT M16X80	1
16	CFA00123	NUT M10 NYLOC	1
17	CFA00124	NUT M12 NYLOC	3
18	CFA00127	NUT M16	6
19	CFA00128	NUT M16 NYLOC	3
20	CFA00135	WASHER FLAT 1" Z/P	6
21	CFA00138	WASHER FLAT 12MM Z/P	2
22	CFA00139	WASHER FLAT 12MM H/D Z/P	2
23	CFA00201	WASHER FLAT 10 MM Z/P	2
24	CFA00209	BOLT M16X120 Z/P	1
25	CFA00330	BOLT M12X80 Z/P	1
26	CFA00332	SETSCREW M16X85 Z/P	1
27	CFA00592	BOLT M12X70 ZP	1
28	CFA00672	EYE BOLT 16MM SPRING TENSIONER	3
29	CFA00882	CIRCLIP INTERNAL 25X1.2 DIN 472	3
30	CMH00387	PIN 25 X 120 MILLED FOR CAP	1
31	CMH00464	BUSH 45X17X10 STEPPED 25	9
32	CMH00467	BUSH 45X12.5X52 STEPPED 35	2
33	CMH01252	SPROCKET 1 1/4" 13 TOOTH	3
34	CSG00025	SPRING COMPX8.5X44.8	3
35	CXT00185	TUBE 42.4X3X16	2
36	CZC02057	3MM L CHAIN TENSIONE	3
37	CZD02186	4MM L WASHER 50X13X4	1
38	CZD04321	4MM L WASHER 16X40X4 Z/P	1
39	CZF00292	6MM L CAP LONG FOR 25MM PINS	1

No.	Part No	Description	Qty
-----	---------	-------------	-----

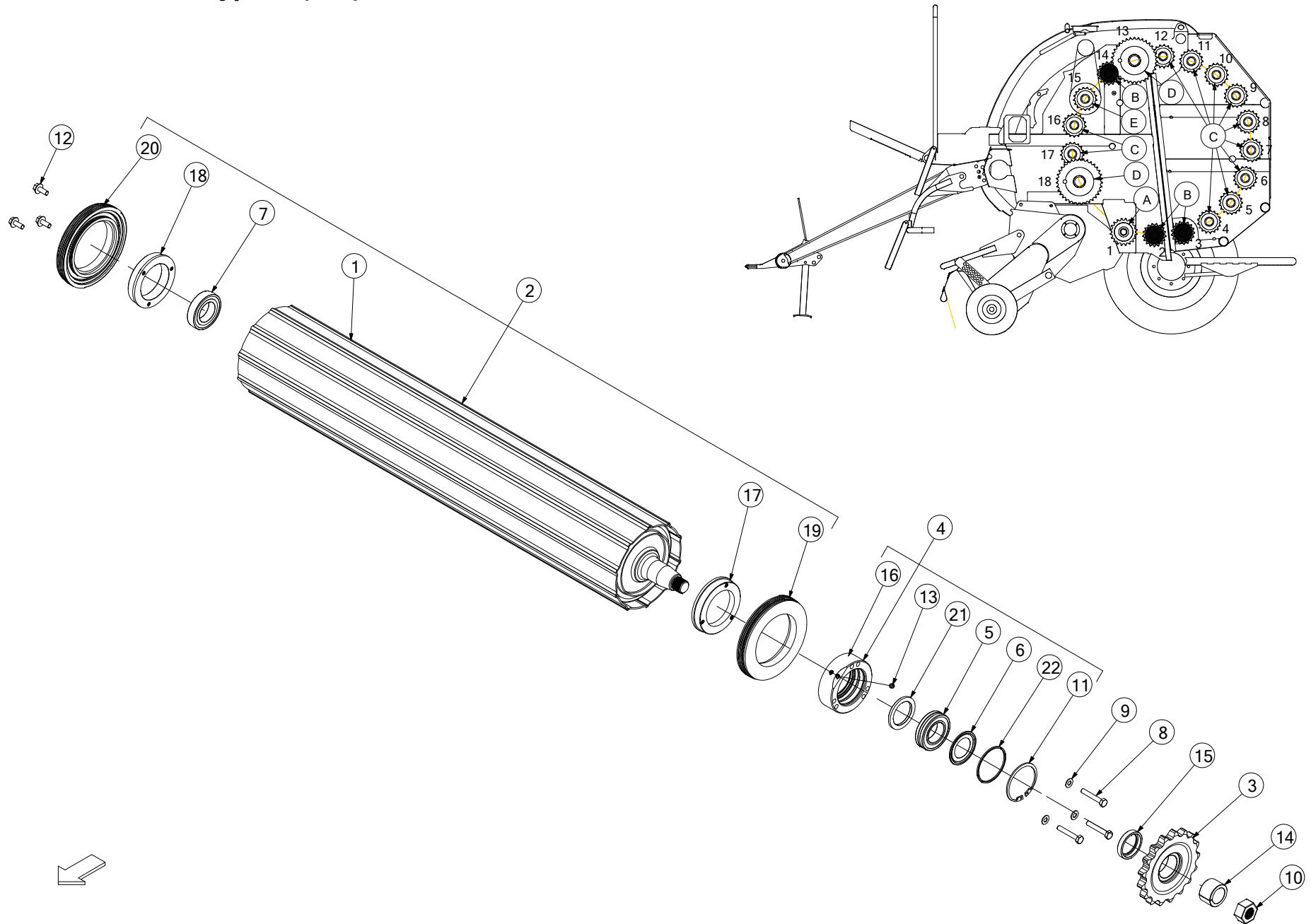
Slatted Roller No.1A (731)



No.	Part No	Description	Qty
1	ARC00183	CHAMBER ROLLER NUMBER 1 WELD ASSY	1
2	ARC00243	NO 1 ROLLER SPARE PARTS REPLACEMENT	1
<i>(ALSO INCLUDES ITEM 18 SPROCKET CMH01324) REPLACES ARC00238</i>			
3	ART00051	BEARING ROLLER COMP ASSY	1
4	CBR00060	BEARING SPHERICAL SKF 2210CC	1
5	CBR00061	NILOS-RING 6210AV	1
6	CBR00083	BEARING 1726210-2RS RADIAL	1
7	CFA00028	BOLT M10X65 Z/P	3
8	CFA00032	SETSCREW M12X30 Z/P	1
9	CFA00250	WASHER SKM12	1
10	CFA00251	WASHER SKM10	3
11	CFA00452	CIRCLIP 95MM INTERNAL	1
12	CFA00520	SETSCREW M10X25 FLD ZP	6
13	CFA00559	GRUBSCREW M10X12	1
14	CMH00511	BUSH 90X135X46 BEARING HOUSING	1
15	CMH00696	FLANGE 90X140X25 MACHINED	1
16	CMH00697	FLANGE 90X145X25 6 HOLE	1
17	CMH00812	BUSH 50X60X17	1
18	CMH01324	SPROCKET 1 1/4" PITCH 20T (50MM SPLINE)	1
19	CPL00107	SEAL ROLLER NO.1 NDS (LARGE)	1
<i>CPL00107 & CPL00108 SHOULD BE REPLACED AS A PAIR</i>			
20	CPL00108	SEAL ROLLER NO.1 DS (LARGE)	1
<i>CPL00107 & CPL00108 SHOULD BE REPLACED AS A PAIR</i>			
21	CSE00099	SEAL OIL 58X80X8	1
22	CZC02063	3MM L BEARING RETAINER RING	1
23	CZE00115	BALE SPLITTER WASHER	1
25	CZC04607	3MM L ROLLER SEAL COVER	2
<i>USED ON SLATTED STARTER ROLLER No 1A ONLY UP TO SERIAL No 714937</i>			
25	CTP00517	NO1 ROLLER SEAL PROTECTOR	2
<i>USED ON SLATTED STARTER ROLLER No 1A ONLY FROM SERIAL No 714938</i>			
26	CFA00442	SETSCREW M10X25 CUP SQ ZP	4
<i>USED WITH CZC04607 UP TO SERIAL No 714937</i>			
27	CFA00201	WASHER FLAT 10MM Z/P	4
<i>USED WITH CZC04607 UP TO SERIAL No 714937</i>			
27	CFA00251	WASHER SKM10	4
<i>USED WITH CTP00517 FROM SERIAL No 714938</i>			
28	CFA00123	NUT M10 NYLOC ZP	4
<i>USED WITH CZC04607 UP TO SERIAL No 714937</i>			
28	CFA00022	SETSCREW M10X16 Z/P	4
<i>USED WITH CTP00517 FROM SERIAL No 714938</i>			

No.	Part No	Description	Qty
-----	---------	-------------	-----

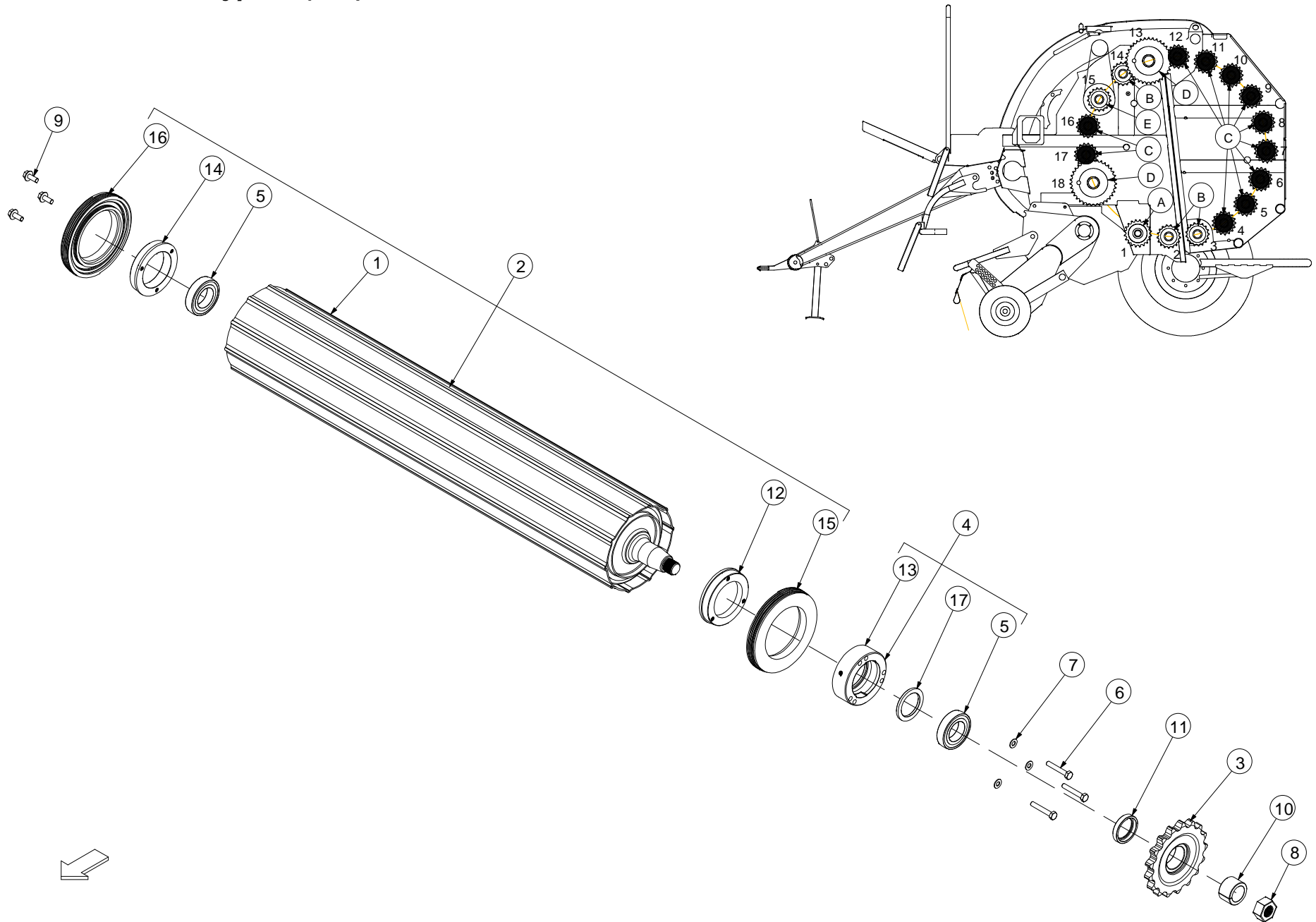
Std Ribbed Roller Type-B (732)



No. Part No	Description	Qty
1 ARC00029	STD ROLLER SHORT SHAFT	1
<i>USED ON ALL F5 SERIES BALERS (EXCEPT AT LOCATION '3' ON F5600 PLUS MACHINES - BOTTOM TAILGATE ROLLER)</i>		
1 ARC00427	F5600+ BACK DOOR ROLLER WELD ASSEM	1
<i>SMOOTH (NON-RIBBED) ROLLER USED AT LOCATION '3' ON F5600 PLUS MACHINES ONLY - BOTTOM TAILGATE ROLLER</i>		
2 ARC00030	BALER ROLLER STD COMP. ASSY.	1
<i>USED ON ALL F5 SERIES BALERS (EXCEPT AT LOCATION '3' ON F5600 PLUS MACHINES - BOTTOM TAILGATE ROLLER)</i>		
2 ARC00430	SMOOTH CHAMBER ROLLER COMPLETE ASM	1
<i>SMOOTH (NON-RIBBED) ROLLER USED AT LOCATION '3' ON F5600 PLUS MACHINES ONLY - BOTTOM TAILGATE ROLLER</i>		
3 ART00081	1 1/4" PITCH 17 T SPROCKET ASY	1
4 ART00051	BEARING ROLLER COMP ASSY	1
5 CBR00060	BEARING SPHERICAL SKF 2210CC	1
6 CBR00061	NILOS-RING 6210AV	1
7 CBR00083	BEARING 1726210-2RS RADIAL	1
8 CFA00028	BOLT M10X65 Z/P	3
9 CFA00251	WASHER SKM10	3
10 CFA00401	NUT M30X2 FINE THREAD	1
11 CFA00452	CIRCLIP 95MM INTERNAL	1
12 CFA00520	SETSCREW M10X25 FLD ZP	3
13 CFA00559	GRUBSCREW M10X12	1
14 CMH00507	BUSH 39X56X33 TAPER	1
15 CMH00510	BUSH 50X68X12.5 STEP	1
16 CMH00511	BUSH 90X135X46 BEARING HOUSING	1
17 CMH00696	FLANGE 90X140X25 MACHINED	1
18 CMH01187	FLANGE 90X145X25 3 HOLE	1
19 CPL00052	NYLON SEAL ROLLER DRIVE SIDE	1
20 CPL00053	NYLON SEAL ROLLER NON DRIVE SIDE	1
21 CSE00099	SEAL OIL 58X80X8	1
22 CZC02063	3MM L BEARING RETAINER RING	1

No. Part No	Description	Qty
-------------	-------------	-----

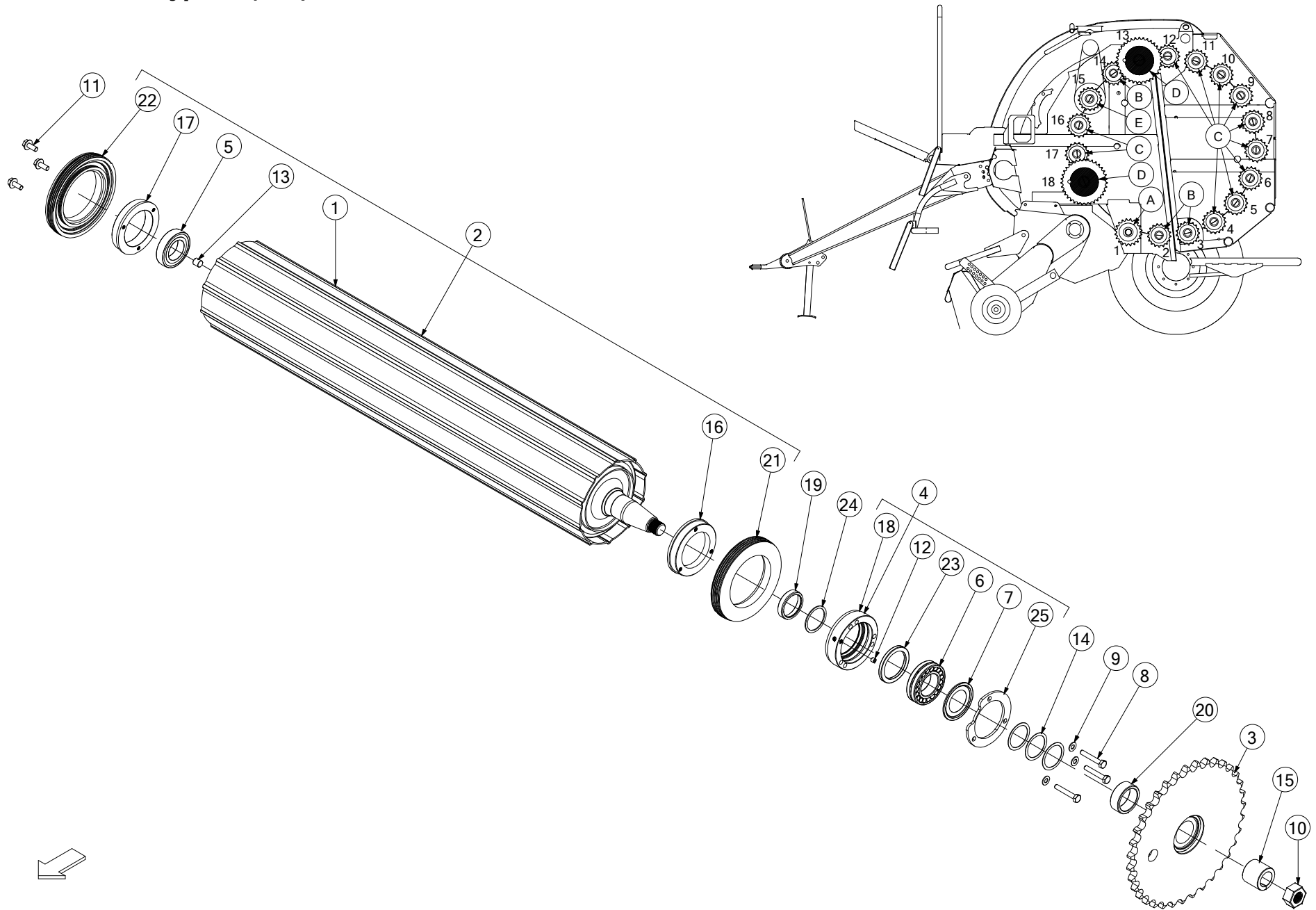
Std Ribbed Roller Type-C (733)



No.	Part No	Description	Qty
1	ARC00029	BALER ROLLER SHORT SHAFT	1
2	ARC00030	BALER ROLLER STD COMP. ASSY.	1
3	ART00081	1 1/4" PITCH 17 T SPROCKET ASY	1
4	ART00293	BEARING HOUSING 76210 ASSY	1
5	CBR00083	BEARING 1726210-2RS RADIAL	2
6	CFA00028	BOLT M10X65 Z/P	3
7	CFA00251	WASHER SKM10	3
8	CFA00401	NUT M30X2 FINE THREAD	1
9	CFA00520	SETSCREW M10X25 FLD ZP	3
10	CMH00507	BUSH 39X56X33 TAPPER	1
11	CMH00510	BUSH 50X68X12.5 STEP	1
12	CMH00696	FLANGE 90X140X25 MACHINED	1
13	CMH00905	BUSH 90X135X46 BEARING HOUSING	1
14	CMH01187	FLANGE 90X145X25 3 HOLE	1
15	CPL00052	NYLON SEAL ROLLER DRIVE SIDE	1
16	CPL00053	NYLON SEAL ROLLER NON DRIVE SIDE	1
17	CSE00099	SEAL OIL 58X80X8	1

No.	Part No	Description	Qty
-----	---------	-------------	-----

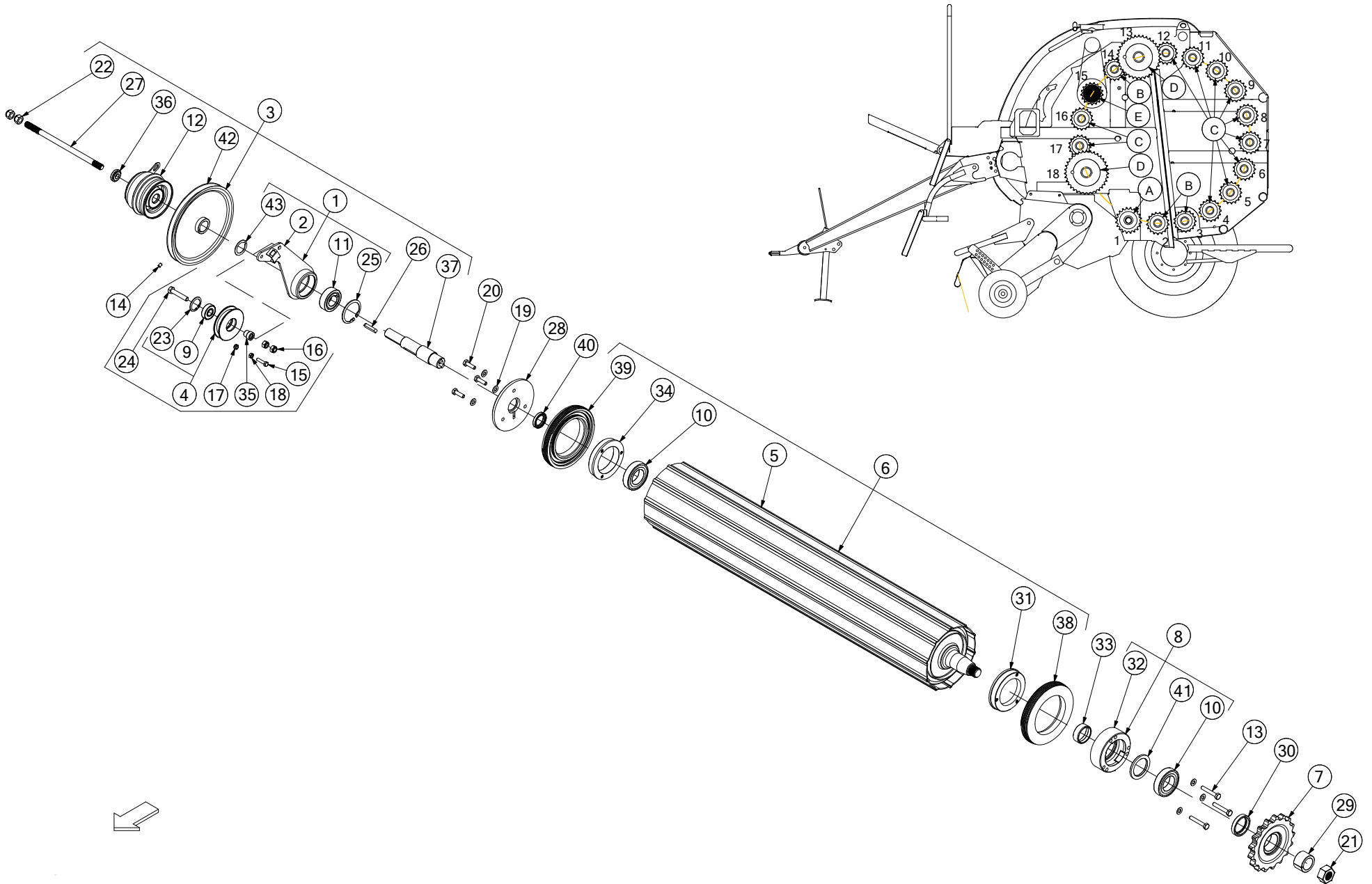
Ribbed roller Type-D (734)



No.	Part No	Description	Qty
1	ARC00457	ROLLER WELD LONG SHAFT 55MM DIA <i>USED FROM SERIAL No 714355 (FOR BALERS UP TO SERIAL No 714354 ALSO ORDER ADAPTOR KIT KST00091)</i>	1
2	ARC00459	ROLLER LONG SHAFT 55MM DIA COMP ASSY <i>FROM SERIAL No 714355 (FOR BALERS UP TO SERIAL No 714354 ORDER ROLLER ARC00457 & ADAPTOR KIT KST00091)</i>	1
3	ART00087	SPROCKET ASSY BOTTOM DOOR DRIVE	1
4	ART00051	BEARING ROLLER COMP ASSY <i>USED UP TO SERIAL No 714354</i>	1
4	ART00387	BEARING HOUSING 22211 COMP <i>USED FROM SERIAL No 714355</i>	1
5	CBR00083	BEARING 1726210-2RS RADIAL	1
6	CBR00060	BEARING SPHERICAL SKF 2210CC <i>USED UP TO SERIAL No 714354</i>	1
6	CBR00355	BEARING 22211 SPHERICAL ROLLER <i>USED FROM SERIAL No 714355</i>	1
7	CBR00061	NILOS-RING 6210AV <i>USED UP TO SERIAL No 714354</i>	1
7	CBR00356	NILOS-RING 2211AV <i>USED FROM SERIAL No 714355</i>	1
8	CFA00028	BOLT M10X65 Z/P	3
9	CFA00251	WASHER SKM10	3
10	CFA00401	NUT M30X2 FINE THREAD	1
11	CFA00520	SETSCREW M10X25 FLD ZP	3
12	CFA00559	GRUBSCREW M10X8	1
13	CFA00906	GRUB SCREW M16X16 DIN913	1
14	CFA00048	SHIM 50X62X1.0 <i>USED UP TO SERIAL No 714354</i>	3
14	CFA01143	SHIM 55X67X1.0 <i>USED FROM SERIAL No 714355</i>	3
15	CMH00508	BUSH 36X58X47 TAPERED COLLET	1
16	CMH00696	FLANGE 90X140X25 MACHINED	1
17	CMH01187	FLANGE 90X130X24 3 HOLE	1
18	CMH00511	BUSH 90X135X46 BEARING HOUSING <i>USED UP TO SERIAL No 714354</i>	1
18	CMH01853	BUSH 100X135X38 BEARING HOUSING <i>USED FROM SERIAL No 714355</i>	1
19	CMH00445	BEARING ROLLER SLEEVE 50 IDX14 <i>USED UP TO SERIAL No 714354</i>	1
19	CMH01857	BEARING ROLLER SLEEVE 55 IDX14 <i>USED FROM SERIAL No 714355</i>	1
20	CMH00736	BUSH 50X68X25 STEPPED 58 <i>USED UP TO SERIAL No 714354</i>	1
20	CMH01858	BUSH 55X70X25 <i>USED FROM SERIAL No 714355</i>	1
21	CPL00052	NYLON SEAL ROLLER DRIVE SIDE	1
22	CPL00053	NYLON SEAL ROLLER NON DRIVE SIDE	1
23	CSE00657	SEAL 68X90X8	1
24	CZB00428	2MM SPACER RING PART 55MM ROLLER <i>USED FROM SERIAL No 714355</i>	1
25	CZC02063	3MM L BEARING RETAINER RING <i>USED UP TO SERIAL No 714354</i>	1
25	CFA00452	CIRCLIP 95MM INTERNAL <i>USED UP TO SERIAL No 714354</i>	1
25	CZF00334	6MM L BEARING RETAINER RING	1

No.	Part No	Description	Qty
		<i>USED FROM SERIAL No 714355</i>	

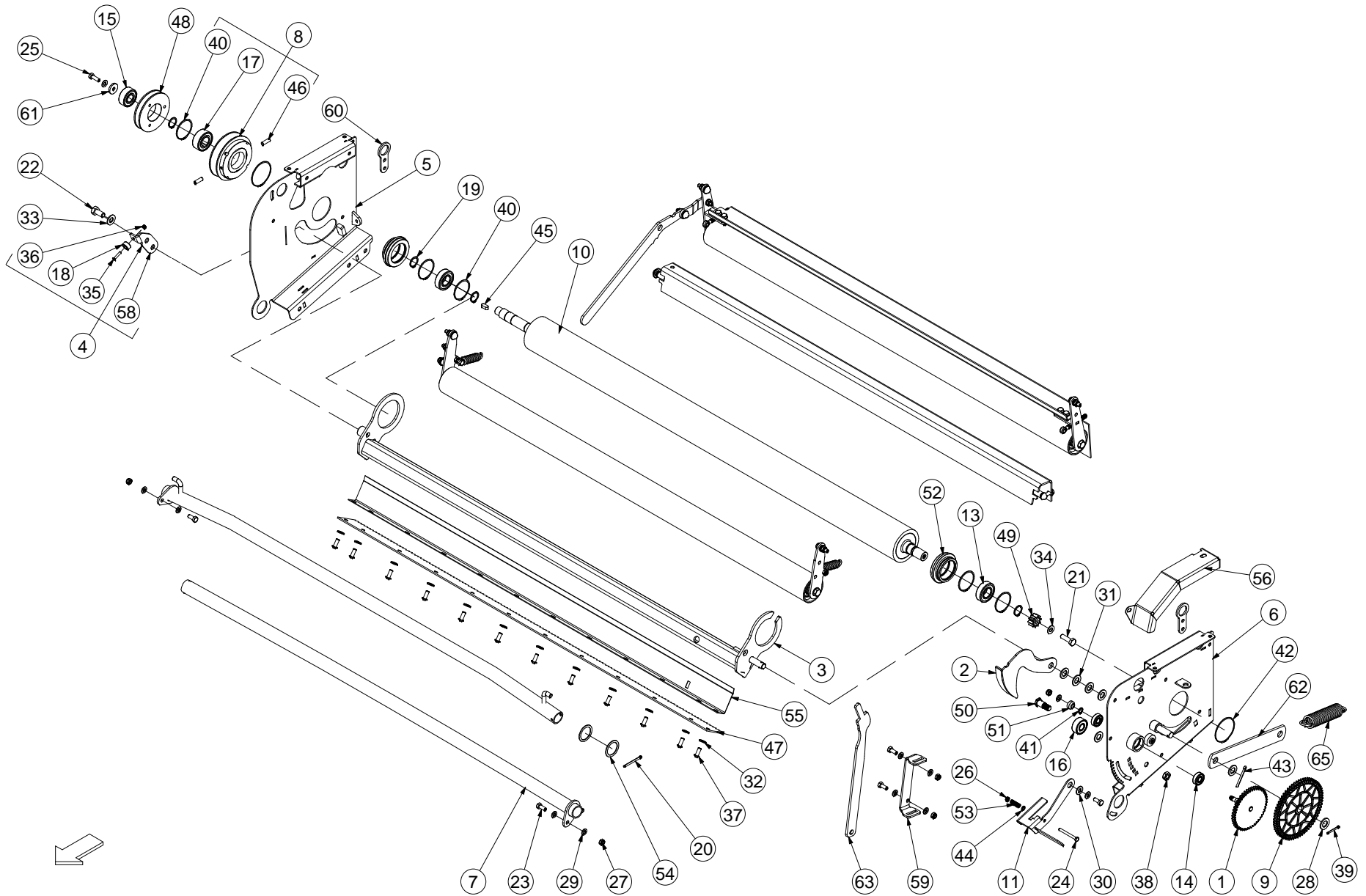
Ribbed Roller Type-E (735)



No.	Part No	Description	Qty
1	ACN00116	BELT TENSIONER F5 SERIES NETTER	1
<i>FROM SERIAL No 707900 (INCLUDES PULLEY, BEARINGS & FASTENERS)</i>			
2	ACN00117	BELT TENSIONER F5 SERIES NETTER	1
3	ALA00510	NETTER CLUTCH SHAFT ASSY F5	1
<i>INCLUDES ITEMS 1, 12, 22, 26, 27, 36, 37 & 42</i>			
4	ANT00004	PULLEY WHEEL BELT TENSIONER ASSY	1
5	ARC00292	BALER ROLLER F5 CLUTCH ASSY	1
6	ARC00293	BALER ROLLER F5 CLUTCH ASSY	1
<i>INCLUDES ITEMS 5, 10, 31, 34, 38 & 39</i>			
7	ART00081	1 1/4" PITCH 17 T SPROCKET ASY	1
8	ART00293	BEARING HOUSING 76210 ASSY	1
9	CBR00020	BEARING 6204 2RS	1
10	CBR00083	BEARING 1726210-2RS RADIAL	2
11	CBR00122	BEARING CSK35-PP-2RS CLUTCH	1
12	CEL00259	SHAFT MOUNTED	1
13	CFA00028	BOLT M10X65 Z/P	4
14	CFA00051	GRUBSCREW M8X10	1
15	CFA00055	BOLT M8X35 Z/P	1
16	CFA00124	NUT M12 NYLOC	2
17	CFA00132	NUT M8 NYLOC Z/P	1
18	CFA00133	NUT M8 Z/P	1
19	CFA00251	WASHER SKM10	6
20	CFA00311	SETSCREW M10X35 Z/P	3
21	CFA00401	NUT M30X2 FINE THREAD	1
22	CFA00414	NUT M16X1.5 NYLOC FINE THREAD	2
23	CFA00458	CIRCLIP 75MM INTERNAL	1
24	CFA00579	BOLT M12X65 ZP	1
25	CFA00866	CIRCLIP 75MM INTERNAL	1
26	CFA00904	KEY 10X8X50	1
27	CFA00905	M16X325 STUD SPECIAL NET CLUTCH	1
28	CMH00493	FLANGE 40 X 170 X 10	1
<i>UP TO SERIAL No 712035</i>			
28	ARC00150	SEAL PLATE ASSY NET CLUTCH	1
<i>FROM SERIAL No 712036 (INCLUDES SHAFT SEAL ITEM 40)</i>			
29	CMH00507	BUSH 39X56X33 TAPERED COLLET	1
30	CMH00510	BUSH 50X68X12.5 STEP	1
31	CMH00696	FLANGE 90X140X25 MACHINED	1
32	CMH00905	BUSH 90X135X46 BEARING HOUSING	1
33	CMH00906	BEARING ROLLER SLEEVE 50 ID	1
34	CMH01187	FLANGE 90X145X25 3 HOLE	1
35	CMH01362	BUSH 10X25 STEPPED 20	1
36	CMH02206	WASHER 16X38X10 STEPPED Z/P	1
36a	CFA00783	WASHER NL16 NORD-LOCK	1
37	CMH02451	CLUTCH SHAFT V660	1
38	CPL00052	NYLON SEAL ROLLER DRIVE SIDE	1
39	CPL00053	NYLON SEAL ROLLER NON DRIVE SIDE	1
40	CSE00098	SEAL RADIAL SHAFT SEAL 35 X 50 X 8	1
41	CSE00099	SEAL OIL 58X80X8	1
42	CTP00387	SPB BELT PULLEY PRESSED STEEL 250MM	1
<i>FROM SERIAL No 707900</i>			

No.	Part No	Description	Qty
42	CMH02452	224MM B-SECTION PULLEY WHEEL	1
<i>UP TO SERIAL No 707899</i>			
42a	CMH00974	TAPER BUSH 2012 35MM BORE	1
<i>UP TO SERIAL No 707899</i>			
42b	CFA00692	GRUBSCREW 7/16 X 7/8 BSW	2
<i>UP TO SERIAL No 707899</i>			
43	CZB02472	1.5MM L BELT TENSIONER SHIM F5 SERIES	1

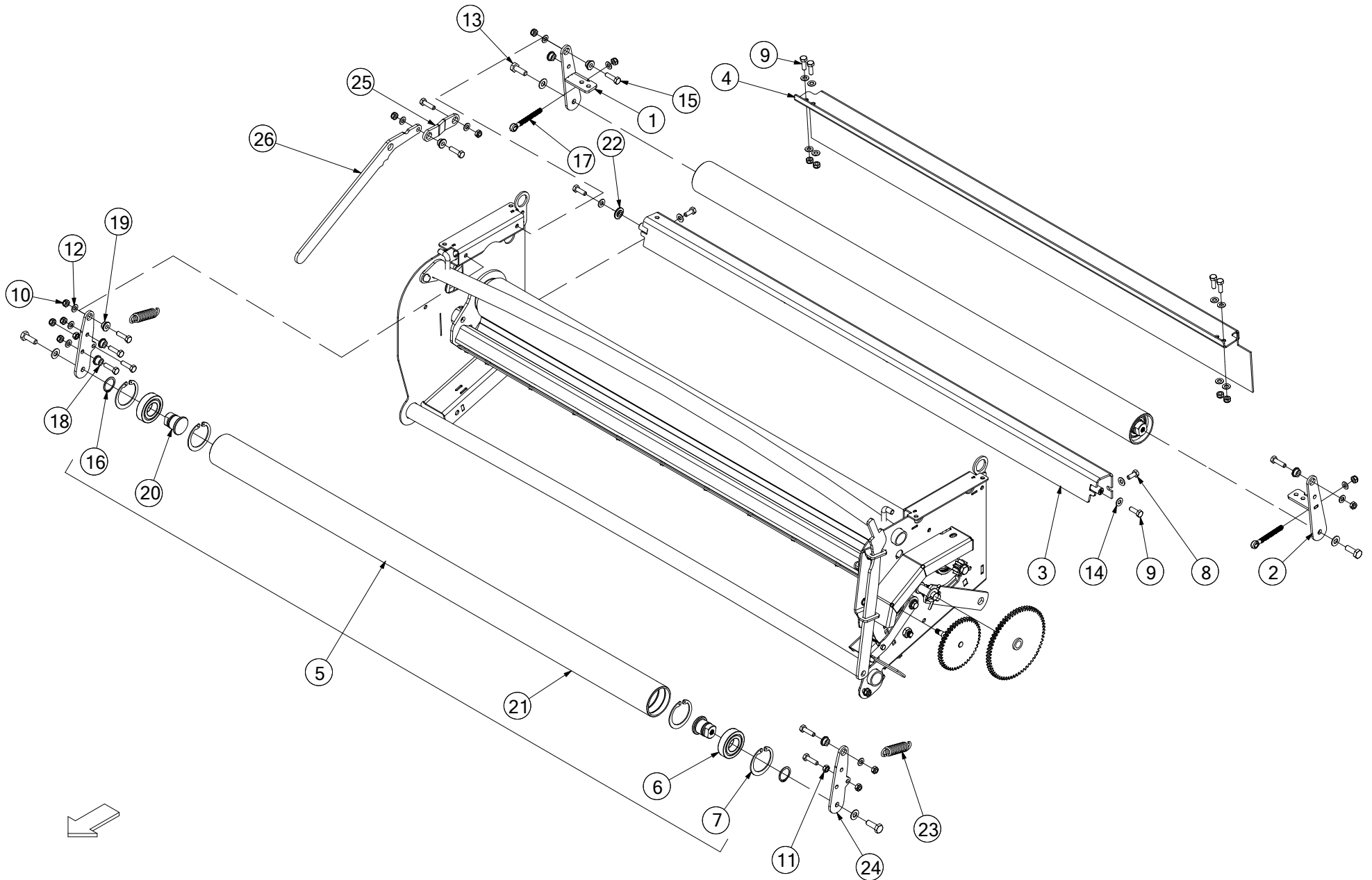
Netter 1 (737)



No.	Part No	Description	Qty
1	ACH00279	PLATEWHEEL ASSY. NET UNIT	1
2	ACH00369	NET RELEASE UNIT ASSY.	1
3	ACH01155	NET KNIFE WELD ASSY	1
4	ADP00253	NET KNIFE MAGNET BRACKET	1
5	ADP00259	NET STRETCH UNIT WELD RIGHT	1
6	ADP00260	NET STRETCH UNIT WELD LEFT	1
7	ADP00261	SPREADER BAR ASSY NET UNIT	2
8	ANT00002	PULLEY VARIABLE ASSEMBLY	1
9	ARC00050	SPROCKET 64/12 TOOTH ASSY	1
10	ARC00267	1300MM DRIVE ROLLER NET UNIT	1
11	ATR00023	NET LENGTH HANDLE ASSY	1
13	CBR00009	BEARING 6205 2RS	2
14	CBR00067	BEARING 6201	2
15	CBR00084	BEARING SEALED SPRAG CLUTCH	1
16	CBR00081	BEARING CAM INA LR 5202 NPPU	1
<i>REPLACES CBR00273</i>			
17	CBR00297	25MM SPRAG TYPE OVERRUNNING CLUTCH	1
18	CEL00059	MAGNET 20 X 10 260369	1
19	CFA00001	CIRCLIP 25MM EXTERNAL Z/P	4
20	CFA00013	SPLIT PIN 5X50 Z/P	1
21	CFA00016	BOLT M10X35	1
22	CFA00031	SETSCREW M12X25 Z/P	1
23	CFA00052	SETSCREW M8X20 Z/P	7
24	CFA00054	SETSCREW M6X60 Z/P	1
25	CFA00102	SETSCREW M8X25 Z/P	3
26	CFA00131	NUT M6 NYLOC	1
27	CFA00132	NUT M8 NYLOC Z/P	13
28	CFA00140	WASHER FLAT 16MM Z/P	1
29	CFA00147	WASHER FLAT 8MM Z/P	18
30	CFA00201	WASHER FLAT 10 MM Z/P	1
31	CFA00222	WASHER FLAT 14MM Z/P	6
32	CFA00249	WASHER SKM8	18
33	CFA00250	WASHER SKM12	1
34	CFA00251	WASHER SKM10	1
35	CFA00261	SETSCREW M5X25 CSK HEX SS	1
36	CFA00348	NUT M5 NYLOC SS	1
37	CFA00429	SETSCREW M8X20 BUTTON HEAD Z/P	12
38	CFA00446	NUT M12 HEXAGON LOCK/HALF NUT	1
39	CFA00450	SPLIT PIN 4 X36 Z/P	1
40	CFA00461	CIRCLIP 52MM INTERNAL	5
41	CFA00499	CIRCLIP 10MM EXTERNAL	1
42	CFA00501	CIRCLIP 65MM EXTERNAL	2
43	CFA00556	SPLIT PIN 6X50 Z/P	1
44	CFA00641	WASHER FLAT 6MM NYLON	1
45	CFA00883	KEY 8X7X20	1
46	CFA00918	GRUBSCREW M8X25 Z/P	2
47	CKN00024	NET KNIFE 1300mm (NEW TYPE)	1
48	ANT00145	NET PULLEY WHEEL PITCH DIA 100 ASSEM	1
<i>COMPLETE WITH SPRAG BEARING ITEM 15 (REPLACES CMH00596 PULLEY ONLY)</i>			

No.	Part No	Description	Qty
49	CMH00603	GEAR SPUR MOD 2.5 10 TOOTH	1
50	CMH00672	BOLT SHOULDER 3/4" H	1
51	CMH00705	BUSH 10X25X10 NYLON	1
52	CMH00786	BUSH 52X80X25 STEPPED&CIRCLIP	2
<i>REPLACED BY ANT00079 (BEARING ITEM 13 INCLUDED IN MOULDED ASSEMBLY)</i>			
53	CSG00049	SPRING COMP 1.6X11.6X30X10	1
54	CZB01001	1.5MM L SHIM 35X45X1.5	2
55	CZB02403	1.5MM L KNIFE GUARD NET UNIT	1
56	CZB04374	1.5MM L NET GEARS GUARD	1
58	CZD02675	4MM L MAGNET BRACKET KNIFE	1
59	CZD02676	4MM L RESET LEVER BRACKET	1
60	CZD02677	4MM L NET COVER HINGE PART	2
61	CZD02678	4MM L WASHER PART NET UNIT	1
62	ANT00136	F5 NET KNIFE PULL ARM WELD ASSEMBLY	1
<i>REPLACES CZF04577</i>			
63	CZF05721	6MM L KNIFE RESET HANDLE PART	1
65	CSG00226	SPRING EXT 4.47X37.5X176X26	1

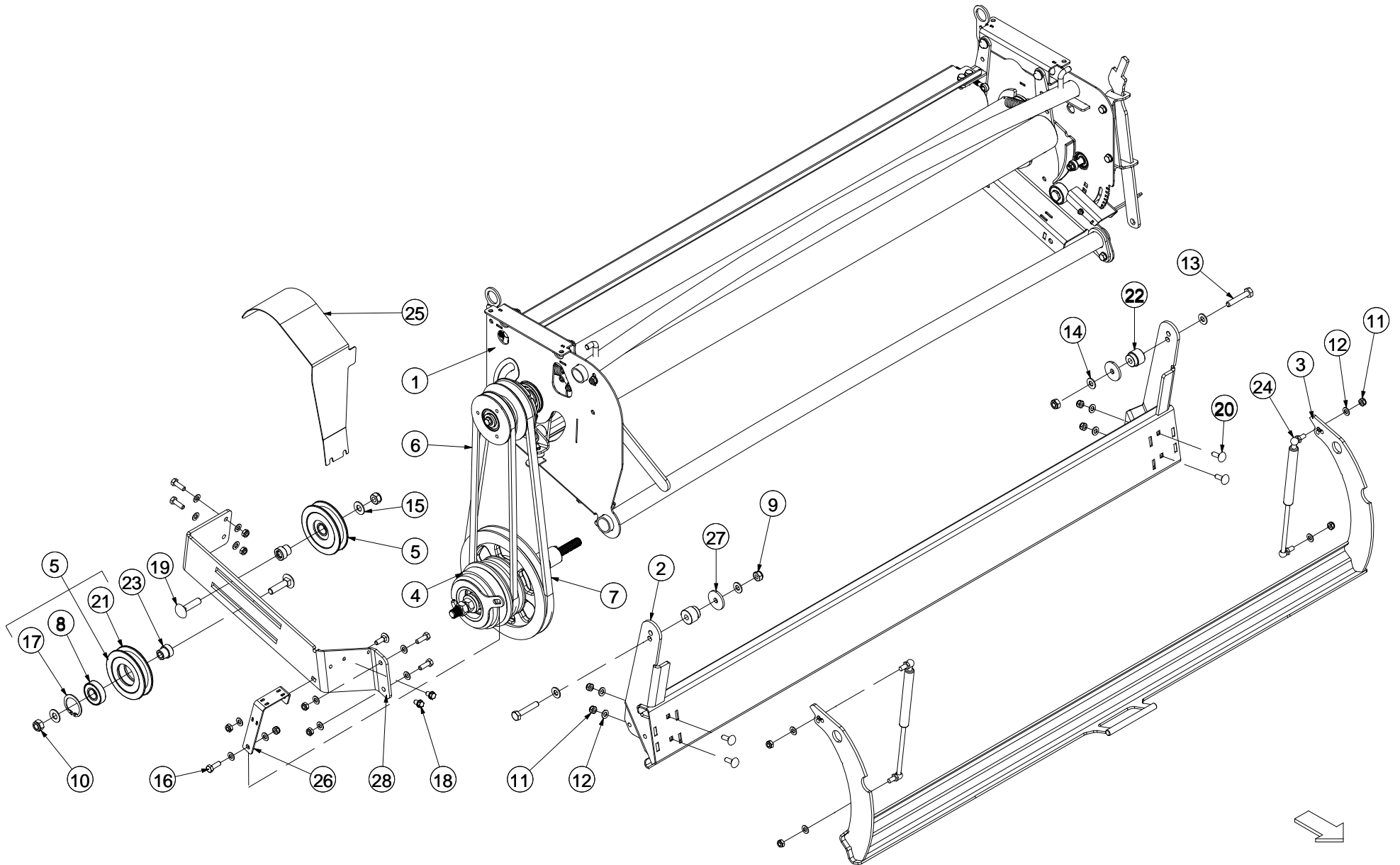
Netter 2 (738)



No.	Part No	Description	Qty
1	ACH01132	ROLLER HINGE ASSY RIGHT	1
2	ACH01133	ROLLER HINGE ASSY LEFT	1
3	ACH01157	KNIFE GUARD STRETCH NETTER	1
4	ACH01163	NETTER ROLLER COVER ASSY	1
5	ARC00270	ROLLER NET UNIT BACK	2
6	CBR00024	BEARING 62062RS	4
7	CFA00002	CIRCLIP INTERNAL 25X1.2 DIN 472	8
8	CFA00052	SETSCREW M8X20 Z/P	7
9	CFA00102	SETSCREW M8X25 Z/P	7
10	CFA00132	NUT M8 NYLOC Z/P	21
11	CFA00133	NUT M8 Z/P	2
12	CFA00147	WASHER FLAT 8MM Z/P	28
13	CFA00230	SETSCREW M10X30 Z/P	4
14	CFA00249	WASHER SKM8	6
15	CFA00316	BOLT M8X30 Z/P	10
16	CFA00402	CIRCLIP 30MM EXTERNAL	4
17	CFA00887	EYE BOLT M8X80	2
18	CMH00742	BUSH 8X20X13 ZINC PLATED	1
19	CMH00871	BUSH 8X20X7 ZP	7
20	CMH01253	SHAFT STUB FOR ARC00205	4
21	CMH01409	ROLLER NET UNIT 70X61X1285	2
22	CMH01461	BUSH 8X25X5 ZP	1
23	CSG00231	SPRING EXT 3.66X20X80X15 B/C	2
24	CZE00222	ROLLER ASSY NET STRETCH	2
25	CZF05719	6MM L LINK ARM NET STRETCH	1
26	CZF05720	6MM L LEVER ARM NET UNIT	1

No.	Part No	Description	Qty
-----	---------	-------------	-----

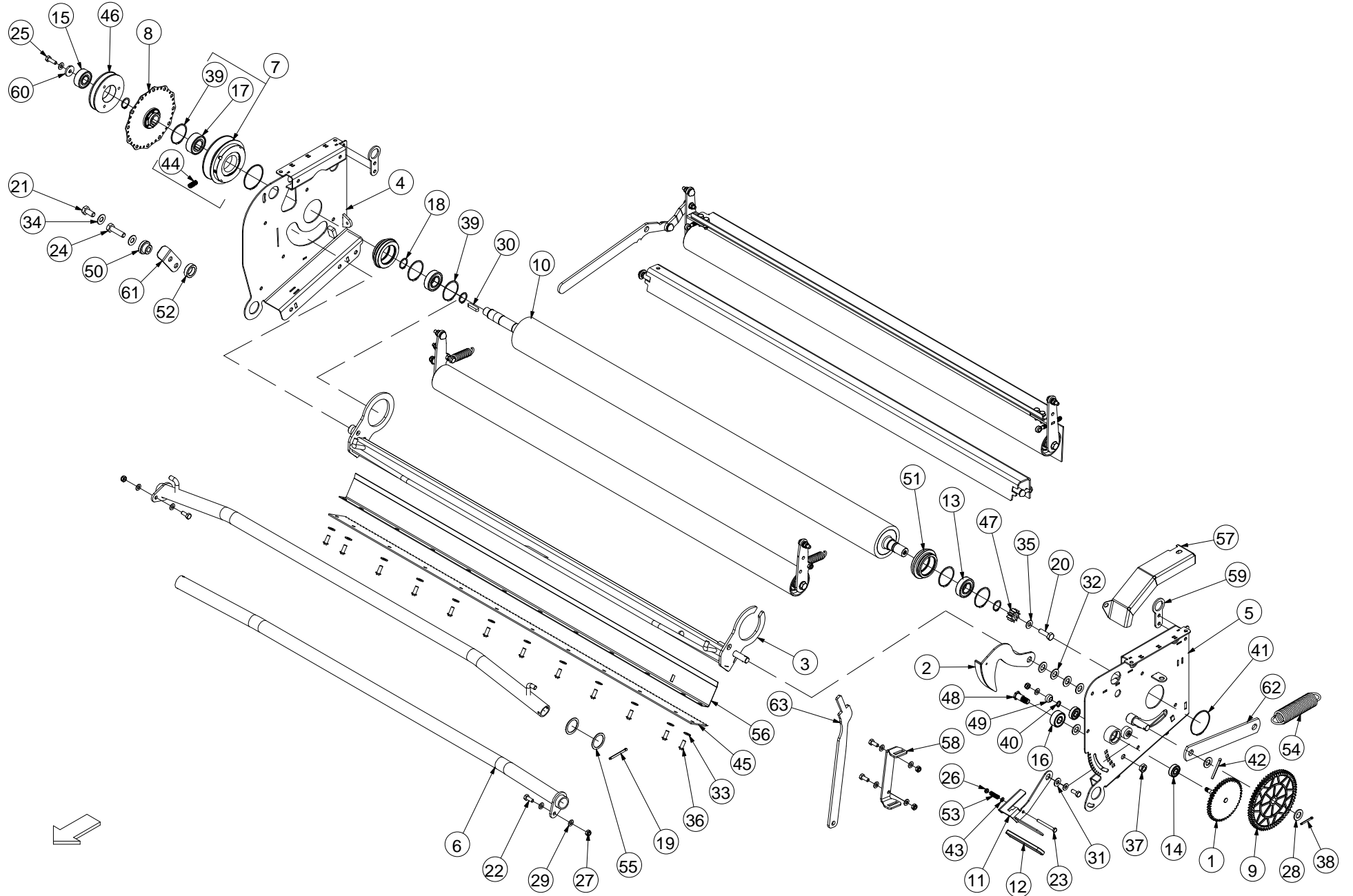
Net Tensioner (740)



No.	Part No	Description	Qty
1	ADP00268	NET UNIT POWER STRETCH F5000	1
2	ALA00474	NET BOX BACK PLATE ASSY F550	1
3	ALA00504	FOLDED BRAKE BAR ASSY F5 / V6	1
4	ALA00510	NETTER CLUTCH SHAFT ASSY F5	1
5	ANT00004	PULLEY WHEEL BELT TENSIONER ASSY	2
6	CBE00214	BELT V A44 F5 SERIES	1
7	CBE00241	BELT SPB 1450	1
<i>USED WITH 250MM PULLEY FROM SERIAL No 707900</i>			
7	CBE00219	BELT V B52 F5 SERIES	1
<i>USED WITH 224MM PULLEY UP TO SERIAL No 707899</i>			
8	CBR00020	BEARING 6204 2RS	2
9	CFA00123	NUT M10 NYLOC	2
10	CFA00124	NUT M12 NYLOC	2
11	CFA00132	NUT M8 NYLOC Z/P	14
12	CFA00147	WASHER FLAT 8MM Z/P	19
13	CFA00156	BOLT M10X55	2
14	CFA00201	WASHER FLAT 10 MM Z/P	4
15	CFA00250	WASHER SKM12	2
16	CFA00407	BOLT M8X25 Z/P	5
17	CFA00458	CIRCLIP 47MM INTERNAL	2
18	CFA00492	SETSCREW M8X12 FLANGED Z/P	2
19	CFA00536	SETSCREW M12X50 CUP SQ ZP	2
20	CFA00591	BOLT M8X25 CUP SQ Z/P	5
21	CMH00611	PULLEY 85MM OD GROOVED	2
22	CMH01212	BUSH 10.5X30X36 STEPPED 25	2
23	CMH01362	BUSH 10X25 STEPPED 20	2
24	CRA00676	GAS STRUT 8/18 95 - 285 - 400N	2
25	CZB04368	1.5MM L PULLEY GUARD F5	1
26	CZC04478	3MM L CLUTCH HOLDER BRACKET	1
27	CZD00118	4MM L CUT& TIE SPACER	2
28	CZF05695	6MM L BELT TENSIONER PLATE	1

No.	Part No	Description	Qty
-----	---------	-------------	-----

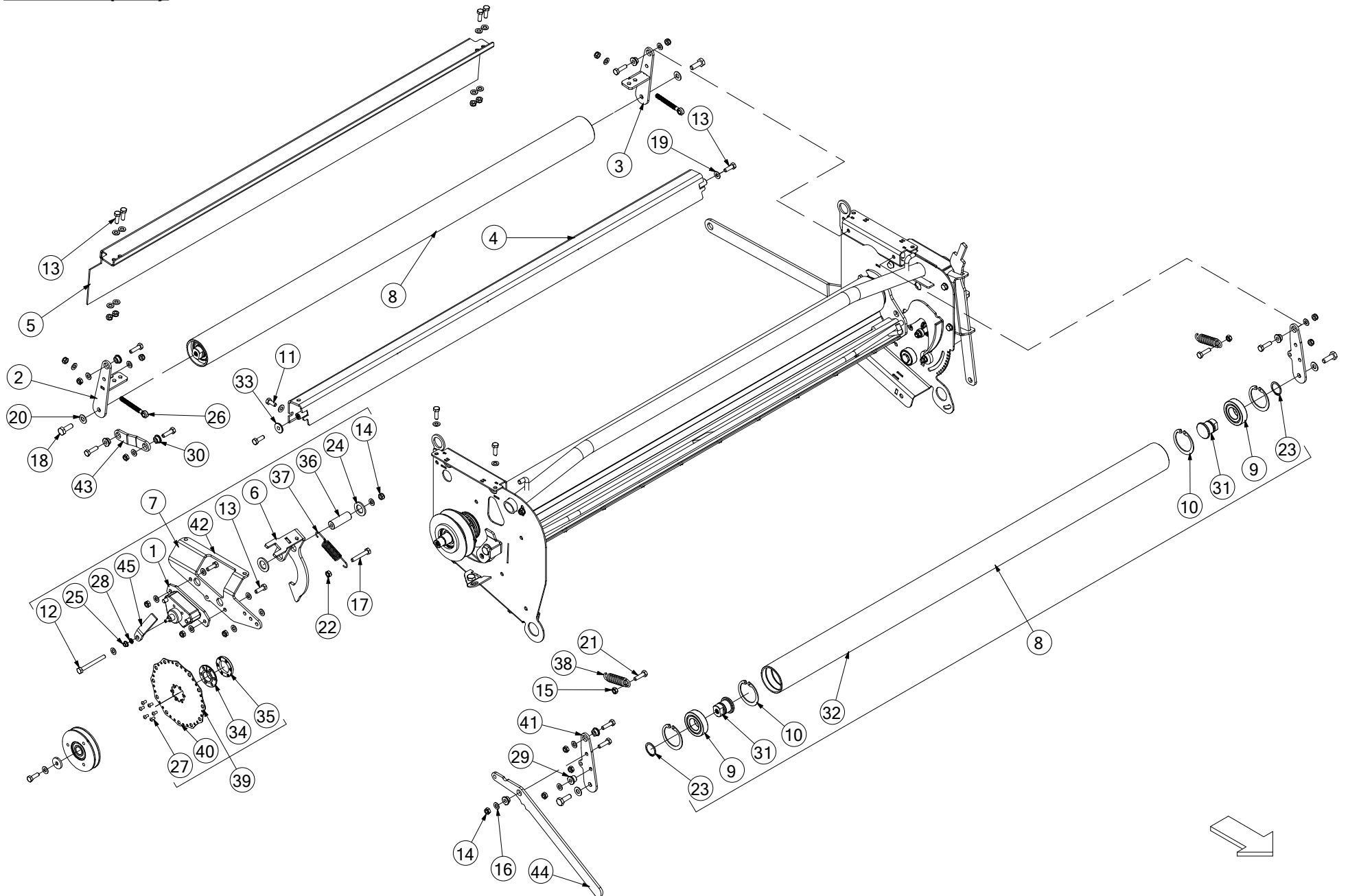
Netter 1 (903)



No.	Part No	Description	Qty
1	ACH00279	PLATEWHEEL ASSY. NET UNIT	1
2	ACH00369	NET RELEASE UNIT ASSY.	1
3	ACH01155	NET KNIFE WELD ASSY	1
4	ADP00259	NET STRETCH UNIT WELD RIGHT	1
5	ADP00260	NET STRETCH UNIT WELD LEFT	1
6	ADP00261	SPREADER BAR ASSY NET UNIT	2
7	ANT00002	PULLEY VARIABLE ASSEMBLY	1
8	CTP00390	25MM TAPER LOCK BRAKE DISC	1
<i>UP TO SERIAL No 709205 (USE KEY 8X7X20 - CFA00883)</i>			
8	ANT00091	DISK BRAKE NETTER UNIT C/W KEYWAY	1
<i>FROM SERIAL No 709206 (USE KEY 8X7X35 - CFA00157)</i>			
9	ARC00050	SPROCKET 64/12 TOOTH ASSY	1
10	ARC00267	1300MM DRIVE ROLLER NET UNIT	1
11	ATR00023	NET LENGTH HANDLE ASSY	1
12	CBE00042	RUBBER HANDLE NETTER UNIT	1
13	CBR00009	BEARING 6205 2RS	2
14	CBR00067	BEARING 6201	2
15	CBR00084	BEARING SEALED SPRAG CLUTCH	1
16	CBR00081	BEARING CAM INA LR 5202 NPPU	1
<i>REPLACES CBR00273</i>			
17	CBR00297	25MM SPRAG TYPE OVERRUNNING CLUTCH	1
18	CFA00001	CIRCLIP 25MM EXTERNAL Z/P	4
19	CFA00013	SPLIT PIN 5X50 Z/P	1
20	CFA00016	BOLT M10X35	1
21	CFA00031	SETSCREW M12X25 Z/P	1
22	CFA00052	SETSCREW M8X20 Z/P	8
23	CFA00054	SETSCREW M6X60 Z/P	1
24	CFA00065	SETSCREW M12X45 Z/P	1
25	CFA00102	SETSCREW M8X25 Z/P	3
26	CFA00131	NUT M6 NYLOC	1
27	CFA00132	NUT M8 NYLOC Z/P	15
28	CFA00140	WASHER FLAT 16MM Z/P	1
29	CFA00147	WASHER FLAT 8MM Z/P	21
30	CFA00157	KEY 8 X 7 X 35	1
<i>USE KEY 8X7X20 (CFA00883) PRIOR TO SERIAL No 709206 WITH CTP00390</i>			
31	CFA00201	WASHER FLAT 10 MM Z/P	1
32	CFA00222	WASHER FLAT 14MM Z/P	6
33	CFA00249	WASHER SKM8	18
34	CFA00250	WASHER SKM12	2
35	CFA00251	WASHER SKM10	1
36	CFA00429	SETSCREW M8X20 BUTTON HEAD Z/P	12
37	CFA00446	NUT M12 HEXAGON LOCK/HALF NUT	1
38	CFA00450	SPLIT PIN 4 X36 Z/P	1
39	CFA00461	CIRCLIP 52MM INTERNAL	5
40	CFA00499	CIRCLIP 10MM EXTERNAL	1
41	CFA00501	CIRCLIP 65MM EXTERNAL	2
42	CFA00556	SPLIT PIN 6X50 Z/P	1
43	CFA00641	WASHER FLAT 6MM NYLON	1
44	CFA01031	GRUBSCREW M10X25 Z/P	1
<i>USE 2x M8X25 GRUBSCREWS (CFA00918) PRIOR TO SERIAL No 709206</i>			

No.	Part No	Description	Qty
45	CKN00024	NET KNIFE 1300mm (NEW TYPE)	1
46	ANT00145	NET PULLEY WHEEL PITCH DIA 100 ASSEM	1
<i>COMPLETE WITH SPRAG BEARING ITEM 15 (REPLACES CMH00596 PULLEY ONLY)</i>			
47	CMH00603	GEAR SPUR MOD 2.5 10T	1
48	CMH00672	BOLT SHOULDER 3/4" H	1
49	CMH00705	BUSH 10X25X10 NYLON	1
50	CMH00771	BUSH 12X35 STEPPED	1
51	CMH00786	BUSH 52X80X25 STEPPED&CIRCLIP	2
<i>REPLACED BY ANT00079 (BEARING ITEM 13 INCLUDED IN MOULDED ASSEMBLY)</i>			
52	CMH01555	BUSH 23X35X10 Z/P NET KNIFE V6	1
53	CSG00049	SPRING COMP 1.6X11.6X30X10	1
54	CSG00226	SPRING EXT 4.47X37.5X176X26	1
55	CZB01001	1.5MM L SHIM 35X45X1.5	2
56	CZB02403	1.5MM L KNIFE GUARD NET UNIT	1
57	CZB04374	1.5MM L NET GEARS GUARD	1
58	CZD02676	4MM L RESET LEVER BRACKET	1
59	CZD02677	4MM L NET COVER HINGE PART	2
60	CZD02678	4MM L WASHER PART NET UNIT	1
61	CZD04844	4MM L NET BRAKE LEVER ARM STAY PLATE	1
62	ANT00136	F5 NET KNIFE PULL ARM WELD ASSEMBLY	1
<i>REPLACES CZF04577</i>			
63	CZF05721	6MM L KNIFE RESET HANDLE PART	1

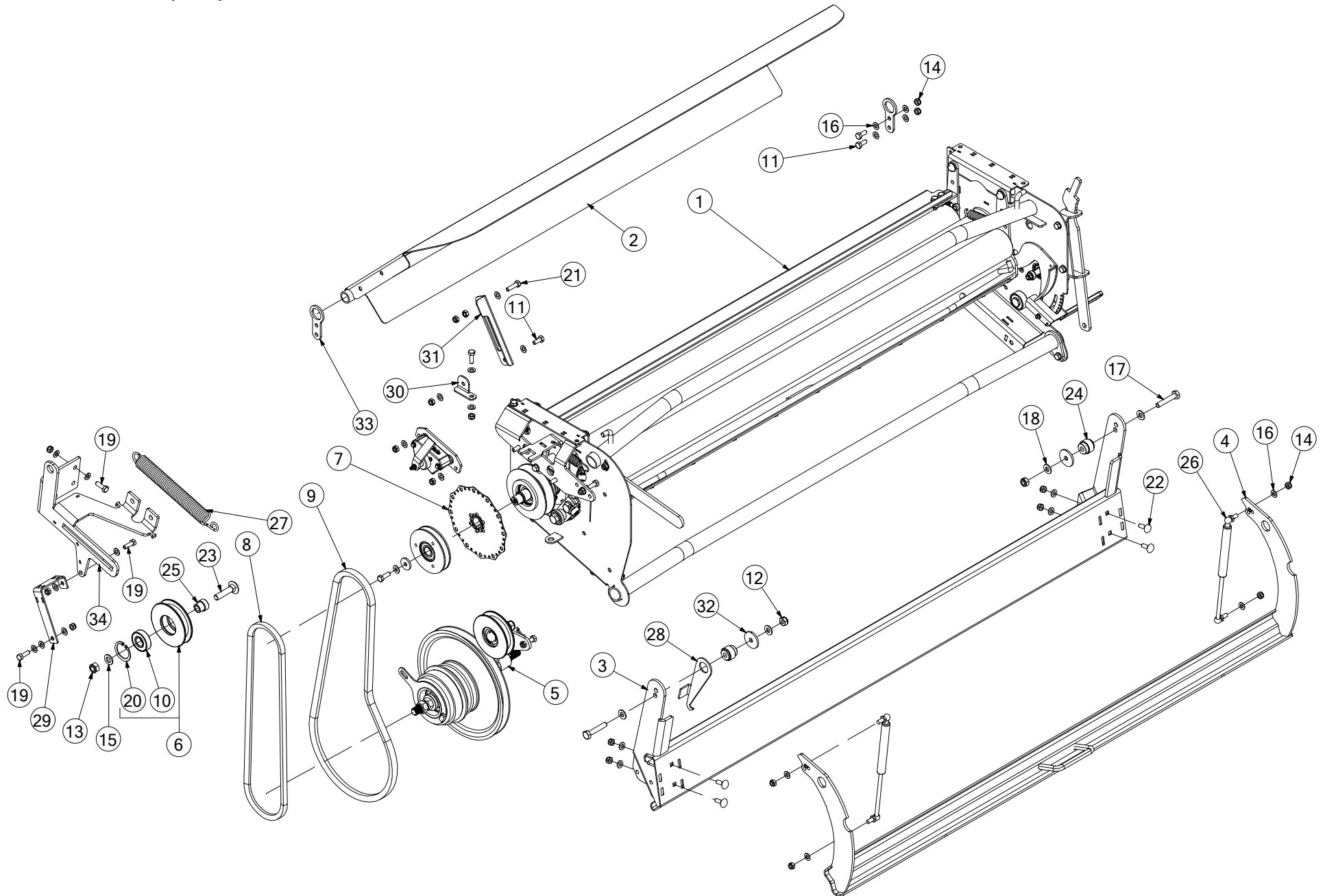
Netter 2 (856)



No.	Part No	Description	Qty
1	ABS00158	BRAKE CALIPER COMPLETE	1
2	ACH01132	ROLLER HINGE ASSY RIGHT	1
3	ACH01133	ROLLER HINGE ASSY LEFT	1
4	ACH01157	KNIFE GUARD STRETCH NETTER	1
5	ACH01163	NETTER ROLLER COVER ASSY	1
6	ALA00619	BRAKE ARM WELD ASSY V6	1
<i>ALSO ORDER ITEM 45 (CZD04937) AS LENGTH HAS CHANGED</i>			
7	ANT00046	NET BRAKE/CONTROL F5	1
<i>INCLUDES ITEMS 1, 6, 12, 13, 14, 17, 22, 24, 25, 28, 36, 37, 42 & 45 (ALSO ORDER ITEM 39 TO SUIT MACHINE SERIAL No)</i>			
8	ARC00270	ROLLER NET UNIT BACK	2
<i>INCLUDES ITEMS 9, 10, 23, 31 & 32</i>			
9	CBR00024	BEARING 62062RS	4
10	CFA00002	CIRCLIP 62MM INTERNAL	8
11	CFA00052	SETSCREW M8X20 Z/P	4
12	CFA00057	SETSCREW M8X80 Z/P	1
13	CFA00102	SETSCREW M8X25 Z/P	13
14	CFA00132	NUT M8 NYLOC Z/P	28
15	CFA00133	NUT M8 Z/P	2
16	CFA00147	WASHER FLAT 8MM Z/P	40
17	CFA00210	SETSCREW M8X50 Z/P	1
18	CFA00230	SETSCREW M10X30 Z/P	4
19	CFA00249	WASHER SKM8	5
20	CFA00251	WASHER SKM10	4
21	CFA00316	BOLT M8X30 Z/P	10
22	CFA00338	NUT M8	1
23	CFA00402	CIRCLIP 30MM EXTERNAL	4
24	CFA00413	WASHER FLAT 20MM Z/P	2
25	CFA00131	NUT M6 NYLOC	1
26	CFA00887	EYE BOLT M8X80	2
27	CFA00983	SETSCREW M5X10 BUTTON HEAD Z/P	6
28	CFA00144	WASHER FLAT 6MM Z/P	1
<i>REPLACES CFA02231 (SERRATED WASHER)</i>			
29	CMH00742	BUSH 8X20X13 ZINC PLATED	1
30	CMH00871	BUSH 8X20X7 Z/P	7
31	CMH01253	SHAFT STUB FOR ARC00205	4
32	CMH01409	ROLLER NET UNIT 70X61X1285	2
33	CMH01461	BUSH 8X25X5 Z/P	1
34	CMH01512	25MM TAPER LOCK BRAKE DISC	1
<i>ON F5 UP TO SERIAL No 709205 & ON V6 UP TO SERIAL No 801988</i>			
34	CMH01604	BUSH FOR DISK BRAKE NETTER UNIT	1
<i>ON F5 FROM SERIAL No 709206 & ON V6 FROM SERIAL No 801989</i>			
35	CMH01513	25MM TAPER LOCK BRAKE DISC	1
<i>ON F5 UP TO SERIAL No 709205 & ON V6 UP TO SERIAL No 801988</i>			
36	CMH02568	57X20MM SPACER BUSH	1
37	CSG00267	SPRING EXT 2X18.5X85X25	1
<i>REPLACES CSG00034</i>			
38	CSG00231	SPRING EXT 3.66X20X80X15 B/C	2
39	CTP00390	25MM TAPER LOCK BRAKE DISC	1
<i>ON F5 UP TO SERIAL No 709205 & ON V6 UP TO SERIAL No 801988 (INCLUDES ITEMS 27, 34, 35 & 40)</i>			
39	ANT00091	DISK BRAKE NETTER UNIT C/W KEYWAY	1
<i>ON F5 FROM SERIAL No 709206 & ON V6 FROM SERIAL No 801989 (INCLUDES ITEMS 27, 34 & 40)</i>			

No.	Part No	Description	Qty
40	CZC04724	1.8MM NETTER BRAKE DISC	1
41	CZE00222	ROLLER ASSY NET STRETCH	2
42	CZE04323	5MM L BRAKE CALIPER BRKT	1
43	CZF05719	6MM L LINK ARM NET STRETCH	1
44	CZF05720	6MM L LEVER ARM NET UNIT	1
45	CZD04937	4MM L BRAKE LEVER ARM	1
<i>REPLACES CZF06522</i>			

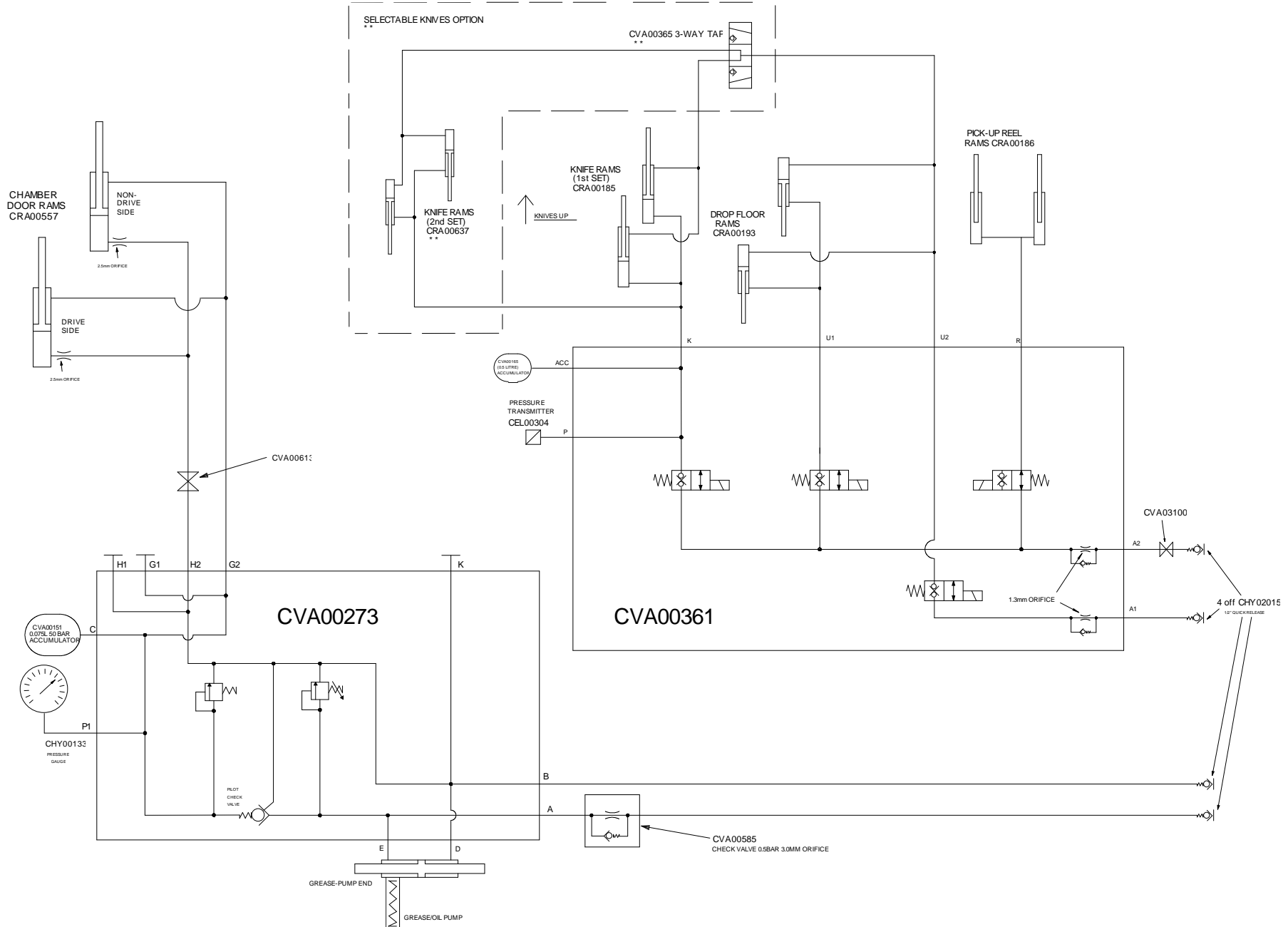
Net tensioner (902)



No.	Part No	Description	Qty
1	ADP00268	NET UNIT POWER STRETCH F5000	1
2	ANT00042	F5000 NETTER COVER ASSEMBLY	1
<i>ASSEMBLY KIT INCLUDES COVER AGD00004, ITEM 30 & 31 & MTG FASTENERS</i>			
3	ALA00474	NET BOX BACK PLATE ASSY F550	1
4	ALA00504	FOLDED BRAKE BAR ASSY F5 / V6	1
5	ALA00510	NETTER CLUTCH SHAFT ASSY F5	1
6	ANT00004	PULLEY WHEEL BELT TENSIONER ASSY	1
7	ANT00091	DISK BRAKE NETTER UNIT C/W KEYWAY	1
8	CBE00214	BELT V A44 F5 SERIES	1
9	CBE00241	BELT SPB 1450	1
10	CBR00020	BEARING 6204 2RS	1
11	CFA00052	SETSCREW M8X20 Z/P	12
12	CFA00123	NUT M10 NYLOC	4
13	CFA00124	NUT M12 NYLOC	1
14	CFA00132	NUT M8 NYLOC Z/P	31
15	CFA00138	WASHER FLAT 12MM Z/P	1
16	CFA00147	WASHER FLAT 8MM Z/P	46
17	CFA00156	BOLT M10X55	2
18	CFA00201	WASHER FLAT 10 MM Z/P	9
19	CFA00407	BOLT M8X25 Z/P	4
20	CFA00458	CIRCLIP 75MM INTERNAL	1
21	CFA00491	SETSCREW M8X30 Z/P	1
22	CFA00591	BOLT M8X25 CUP SQ Z/P	4
23	CFA00670	BOLT M12X55 CUP SQ Z/P	1
24	CMH01212	BUSH 10.5X30X36 STEPPED 25	2
25	CMH01362	BUSH 10X25 STEPPED 20	1
26	CRA00676	GAS STRUT 8/18 95 - 285 - 400N	2
27	CSG00273	SPRING 30X265X4 CLOSE LOOP PULL	1
28	CZC03669	3MM L BELT TENSIONER HOOK F5 SERIES	1
29	CZC04478	3MM L CLUTCH HOLDER BRACKET	1
30	CZC04684	F5000 NETTER COVER STRUT	1
31	CZC04685	F5000 NETTER COVER STRUT SLIDE	1
32	CZD00118	4MM L CUT & TIE SPACER	2
33	CZD02677	4MM L NET COVER HINGE PART	2
34	CZF03468	6MM L BELT TENSION F5 SERIES	1

No.	Part No	Description	Qty
-----	---------	-------------	-----

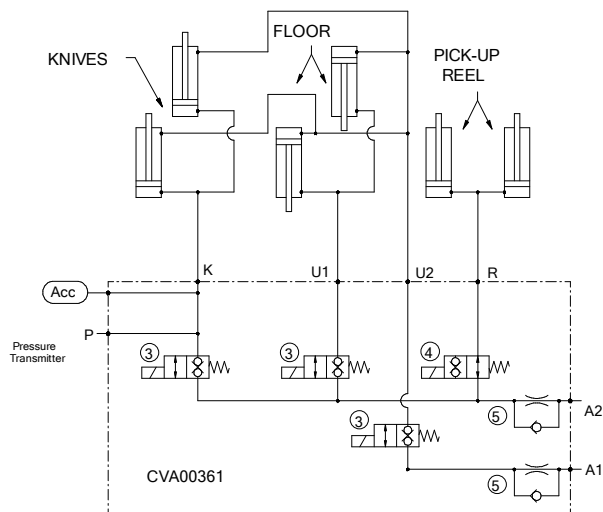
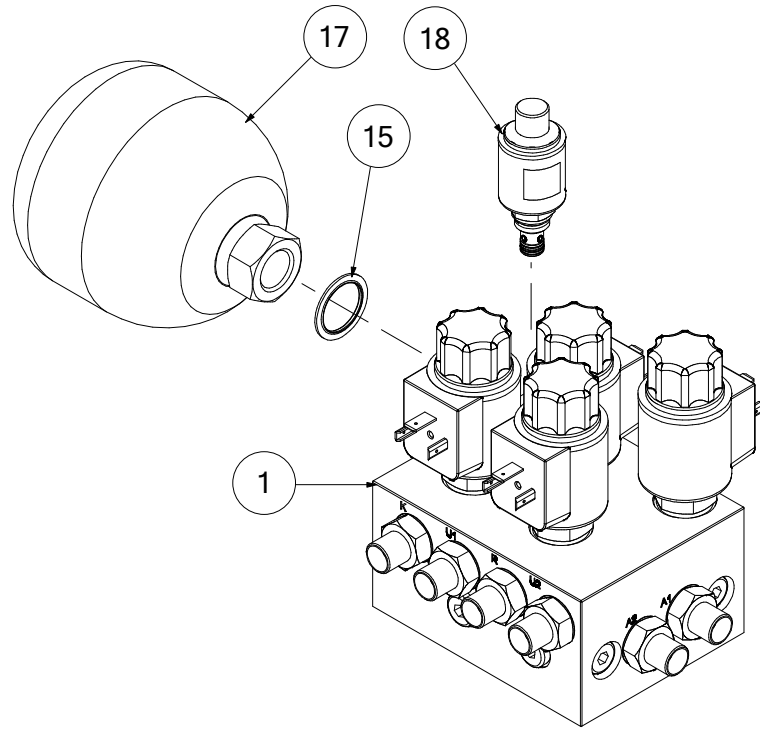
Hydraulic layout F5500 (802)



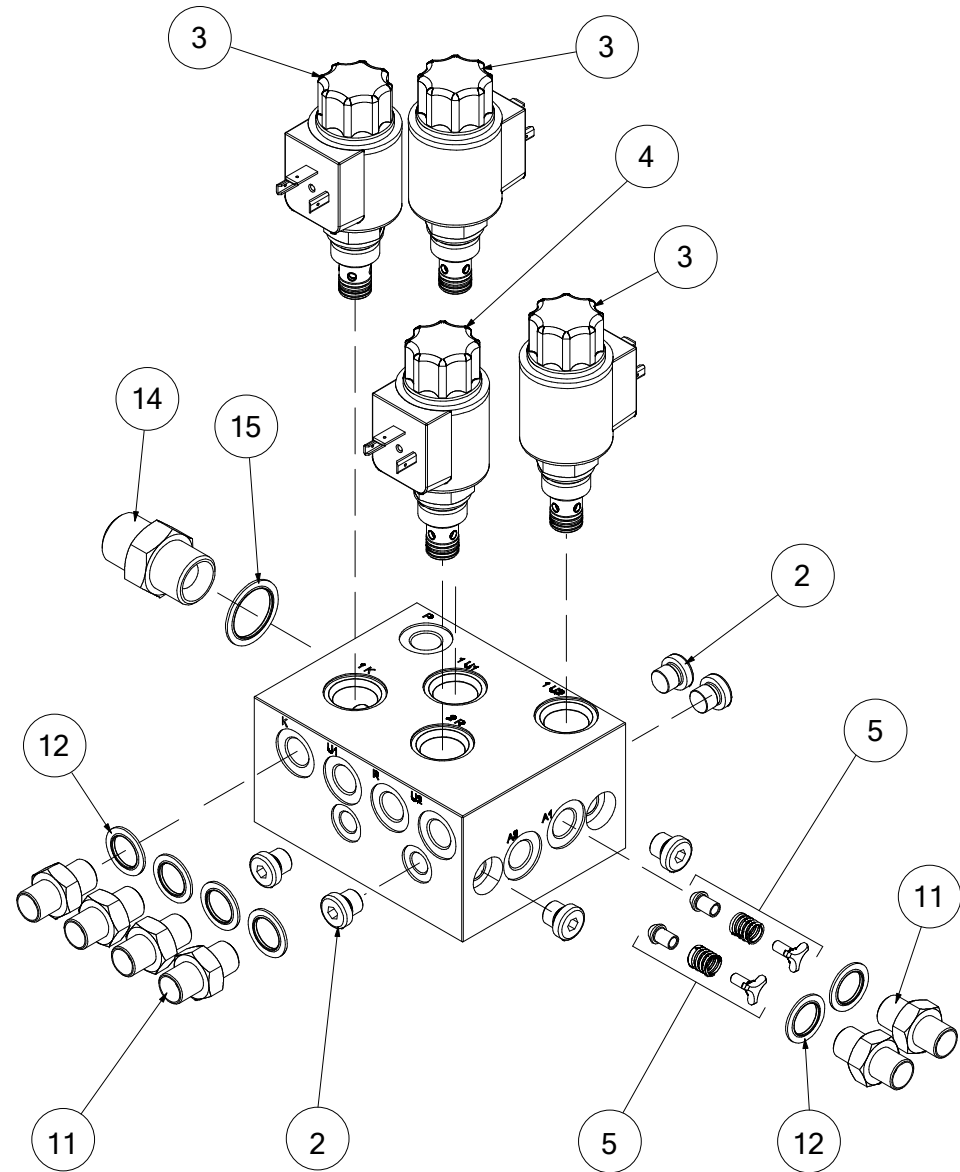
No.	Part No	Description	Qty
1	CVA00361	VALVE CTRL FLOOR KNIVES V660 2011+	1
2	CVA00273	CONTROL VALVE BALER DOOR F5	1
3	CRA00185	RAM KNIFE ACTUATION BW	2
3	CRA00713	RAM KNIFE CHOPPING ADJ END	1
<i>ALTERNATIVE OPTION (TO CRA00185) WHICH ALLOWS ADJUSTMENT TO SET KNIFE CUTTING HEIGHT</i>			
4	CRA00186	RAM PICKUP BALER	2
5	CRA00193	RAM CHOPPER FLOOR 20X40 BW	2
6	CRA00557	RAM 45X32X655 DOOR ST BALER	2
7	CRA00637	RAM 45X20 SELECT KNIFE	2
<i>SELECTABLE KNIVES OPTION ONLY</i>			
8	CVA00613	VALVE 3/8" C/W HANDLE LOCK & MTG HOLES	1
9	CVA00365	TAP BK3 G1/4 06 1123 1 TA-180	1
10	CVA00585	VALVE CHECK 3/8" 3MM ORIFICE	1
11	CVA00151	ACCUMULATOR 0.075 L 50 BAR	1
12	CVA00165	ACCUMULATOR 0.5 LITRE 25 BAR	1
13	CVA00613	VALVE 3/8 W LEVER LOCK & HOLES	1
<i>REPLACES VALVE CVA03100</i>			
14	CVA00382	PUMP GREASE ONLY FOR F5 BALER	1
<i>ROUND GREASE PUMP (REPLACES CVA00145 SQUARE GREASE PUMP)</i>			
15	CEL00304	PRESSURE TRANSMITTER 0-250BAR M12	1
16	CHY00133	GAUGE PRESSURE 63 DIA FLANGE	1
16a	CHY02477	PRESSURE GAUGE HOSE 1200MM	1
17	CHY02015	QR 1/2" MALE SHIELDED POPPET	4

No.	Part No	Description	Qty
-----	---------	-------------	-----

Valve knives & floor [Used on all F5500 & on V660 from Serial No 800276+] (801)



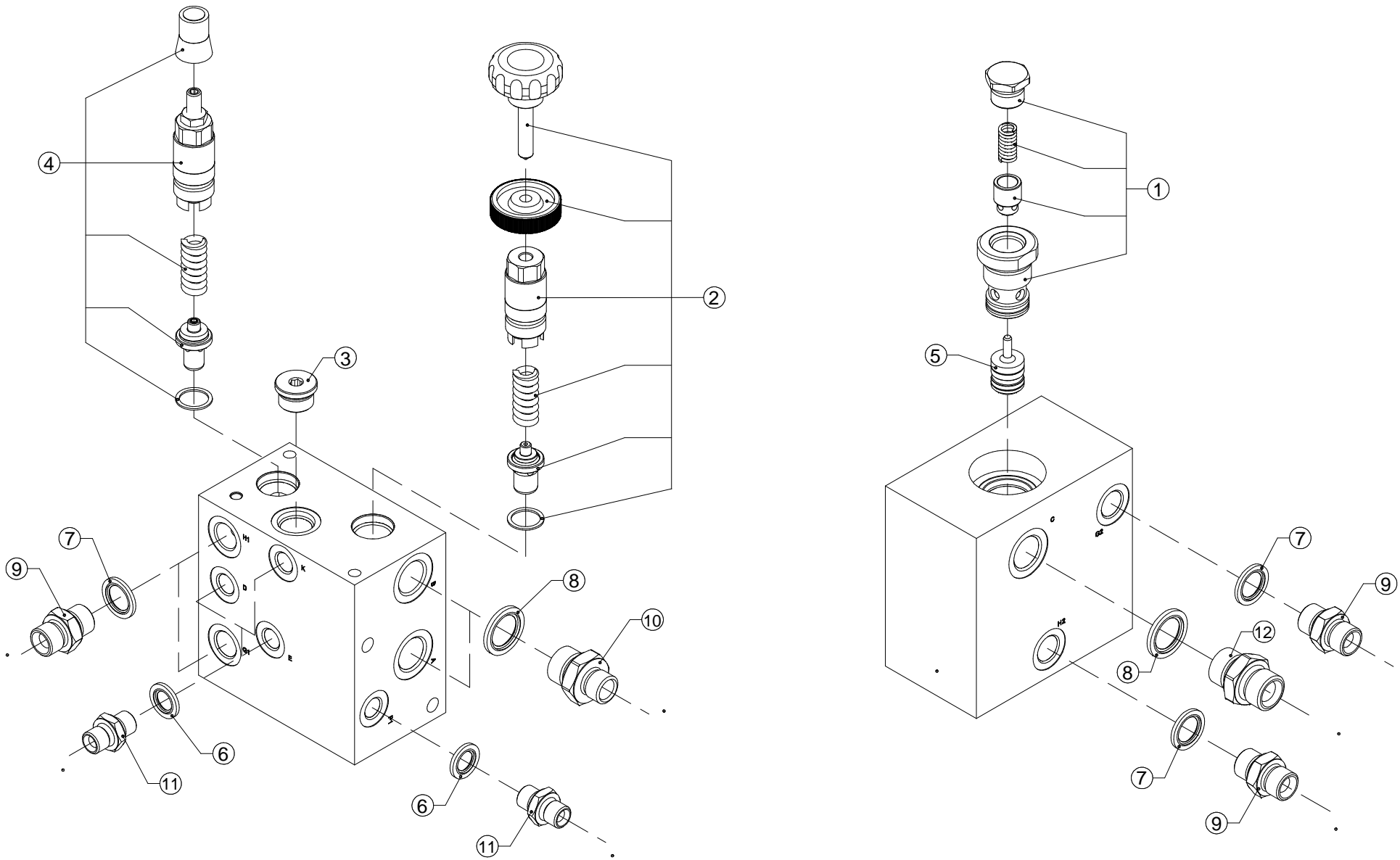
VALVE TORQUE SETTING = 25-30NV



No.	Part No	Description	Qty
1	CVA00361	VALVE CTRL FLOOR KNIVES 2011+	1
<i>INCLUDES ITEMS 2, 3, 4, 5, 11, 12, 14 & 15</i>			
2	CVA00553	BLANKING CAP 1/8"	6
3	CVA00338	VALVE CTE DOUBLE CHECK NC	3
4	CVA00602	VALVE CTE DOUBLE CHECK NO	1
5	CVA00603	VALVE CHECK ASM	2
11	CHY02010	ADAPTOR 1/4" BSP M/M	6
12	CHY00015	WASHER DOWTY 1/4"	6
14	CHY02013	ADAPTOR 1/2" BSP M/M	1
15	CHY00053	WASHER DOWTY 1/2"	2
17	CVA00165	ACCUMULATOR 0.5 LITRE 25 BAR	1
<i>NOT PART OF VALVE ASM - MUST BE ORDERED SEPARATELY</i>			
18	CEL00304	PRESSURE TRANSMITTER 0-250BAR M12	1
<i>NOT PART OF VALVE ASM - MUST BE ORDERED SEPARATELY</i>			

No.	Part No	Description	Qty
-----	---------	-------------	-----

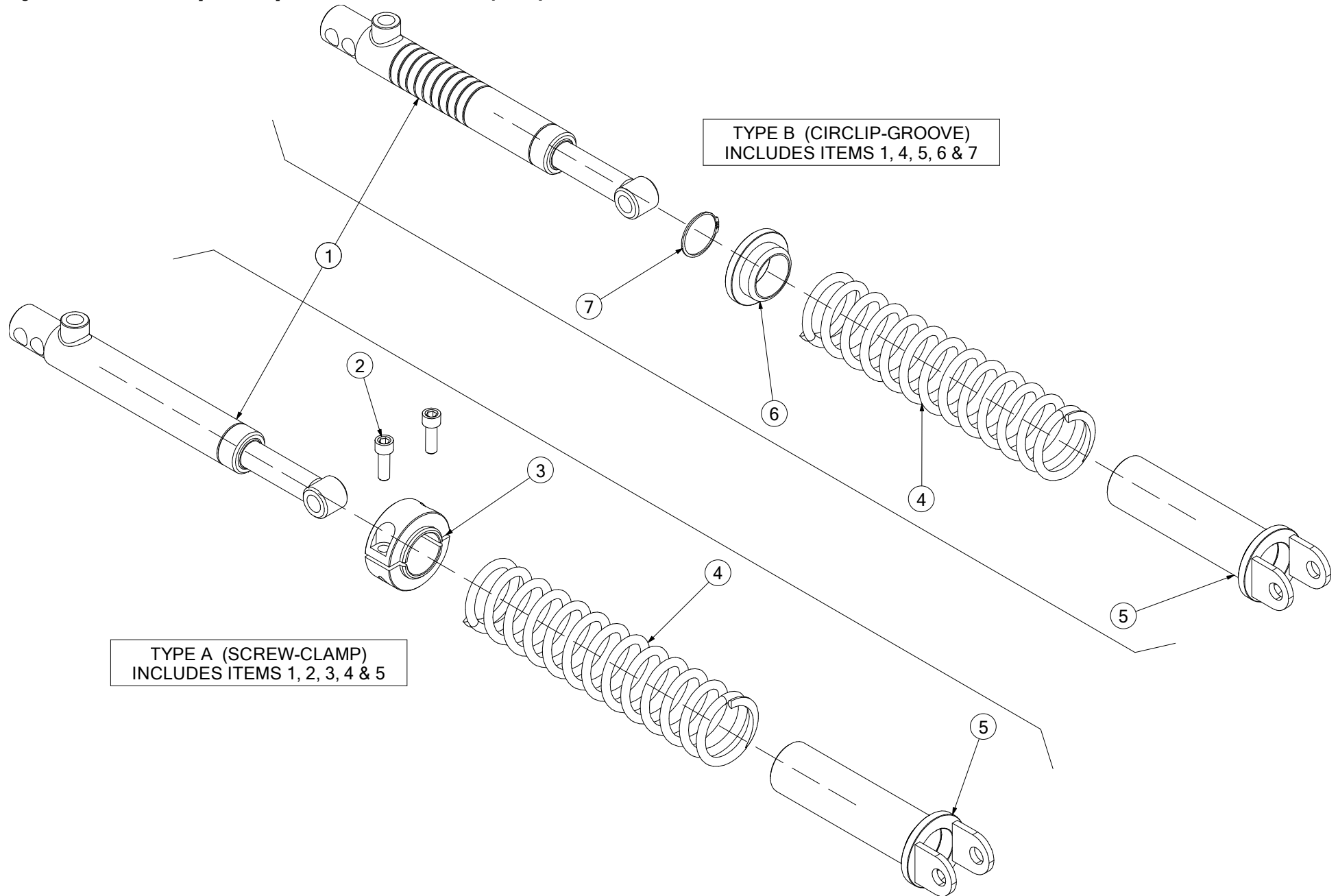
Hydraulic valve chamber door (178)



No.	Part No	Description	Qty
0	CVA00273	CONTROL VALVE BALER DOOR F5	1
<i>COMPLETE ASSEMBLY INCLUDES ITEMS 1 THROUGH 12</i>			
1	CVA00269	CHECK VALVE CARTRIDGE CVA00239	1
2	CVA00320	VALVE CTE RELIEF HAND KNOB	1
3	CVA00557	PLUG BSP 1/4 ALLEN HD +SEAL SAE08	1
4	CVA00560	RELIEF VALVE ASSY	1
5	CVA00562	PISTON	1
6	CHY00015	WASHER DOWTY 1/4"	4
7	CHY00020	WASHER DOWTY 3/8"	4
8	CHY00053	WASHER DOWTY 1/2"	3
9	CHY02002	ADAPTOR 3/8" BSP M/M	4
10	CHY02008	ADAPTOR 1/2" M 3/8" M	2
11	CHY02010	ADAPTOR 1/4" BSP M/M	4
12	CHY02013	ADAPTOR 1/2" BSP M/M	1

No.	Part No	Description	Qty
-----	---------	-------------	-----

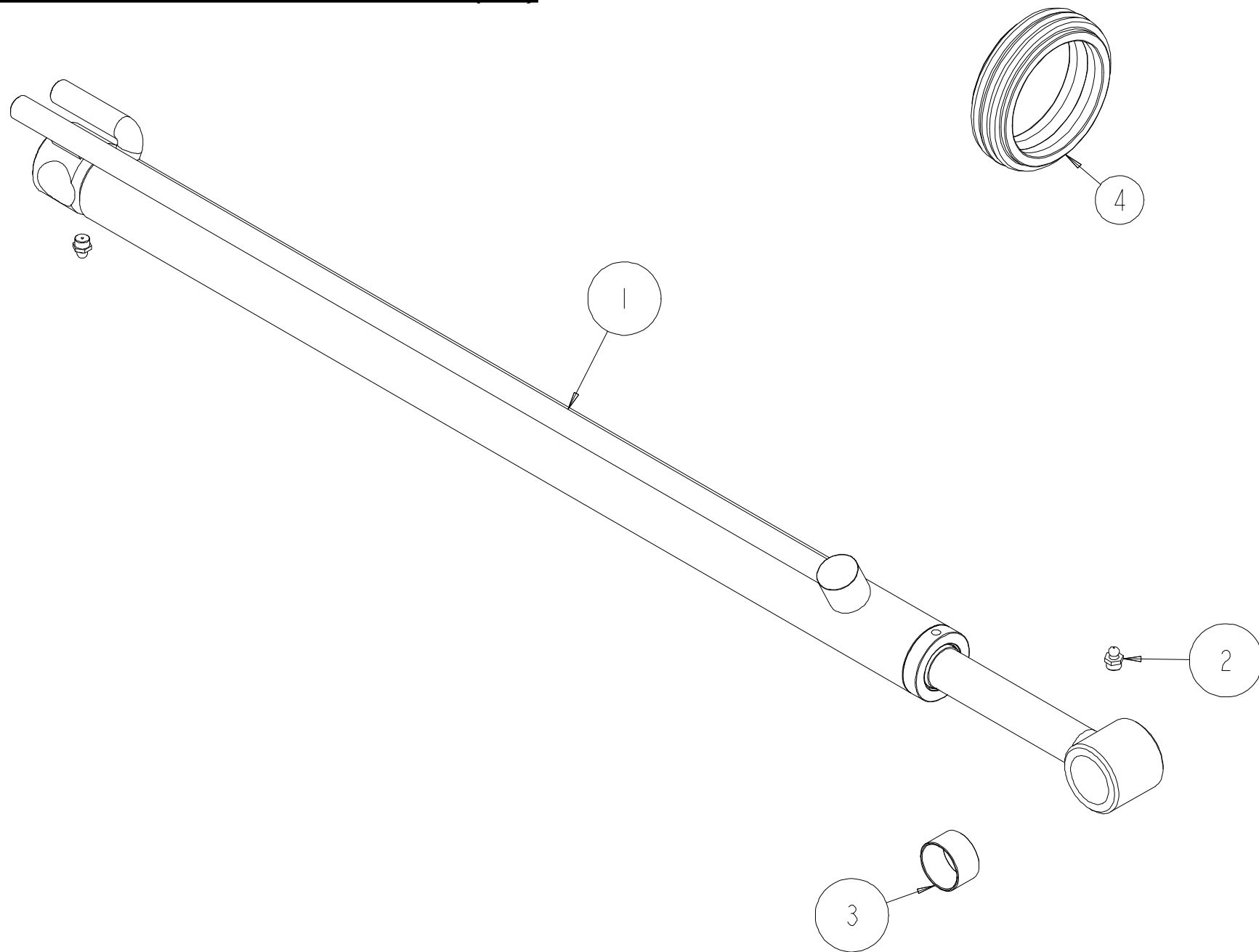
Hydraulic rams pick-up reel CRA00186 (182)



No.	Part No	Description	Qty
1	CRA00186	RAM PICKUP BALER	1
<i>COMPLETE RAM ASSEMBLY (MAY BE TYPE A OR TYPE B) CAN ALSO USE CRA00292 AS A DIRECT REPLACEMENT</i>			
1	CRA00292	RAM PICK UP REEL (CAMLESS)	1
<i>MUST BE USED WITH CAMLESS PICK-UP (CAN ALSO BE USED ON STD PICK-UP INSTEAD OF CRA00186)</i>			
2	CFA00602	SETSCREW M10X30 SOC CAP Z/P	2
<i>RAM TYPE A ONLY</i>			
3	ACH00405	SPRING RETAINER RAM PICKUP	1
<i>RAM TYPE A ONLY</i>			
4	CSG00037	SPRING COMP 8X67X300X14	1
5	ACH00404	SPRING RETAINER PICKUP	1
6	CPT00073	SPRING RETAINER FOR CRA00186	1
<i>RAM TYPE B ONLY</i>			
7	CFA00551	CIRCLIP 40MM EXTERNAL	1
<i>RAM TYPE B ONLY</i>			

No.	Part No	Description	Qty
-----	---------	-------------	-----

Hydraulic rams chamber door CRA00557 (183)

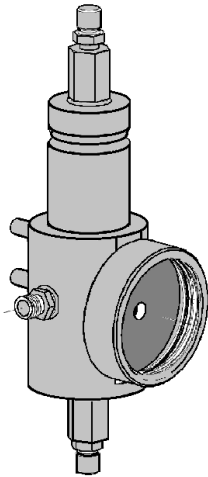


No.	Part No	Description	Qty
1	CRA00242	DOOR RAM F550	1
<i>UP TO SERIAL NO. 702164.</i>			
1	CRA00557	DOOR RAM F550	1
<i>FROM SERIAL NO. 702165.</i>			
2	CFA00111	GREASE NIPPLE M10X1.5 STRAIGHT	1
3	CBR00101	BEARING GLACIER PM 2525 DX	1
<i>UP TO SERIAL NO. 702164.</i>			
3	CBR00260	BEARING GLACIER PM 3220 DX	1
<i>FROM SERIAL NO. 702165.</i>			
4	CSE00147	F550 DOOR RAM SEAL KIT	1

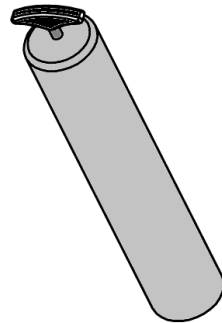
No.	Part No	Description	Qty
-----	---------	-------------	-----

Oil & Grease systems 1 (186)

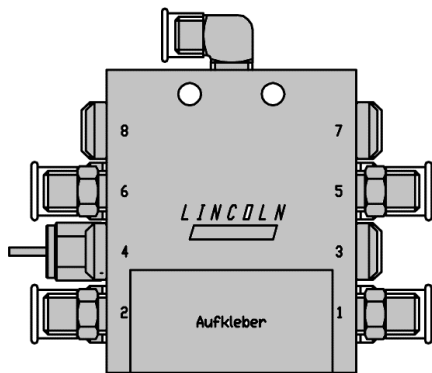
Components:



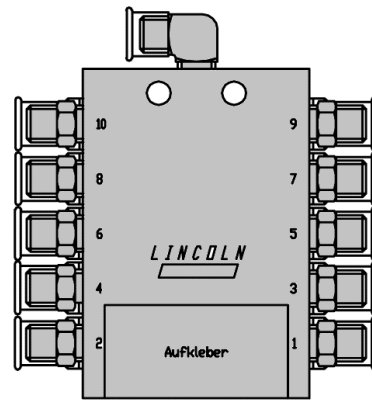
1



2



3

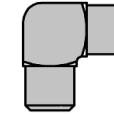


4

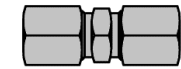
Fittings:



12



13



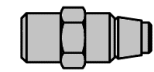
14



15



16



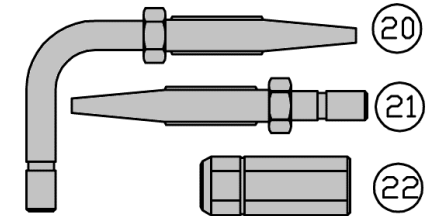
17



18



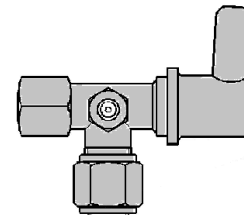
19



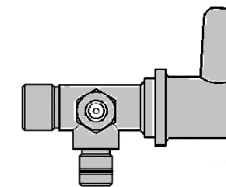
20

21

22



23



24



25

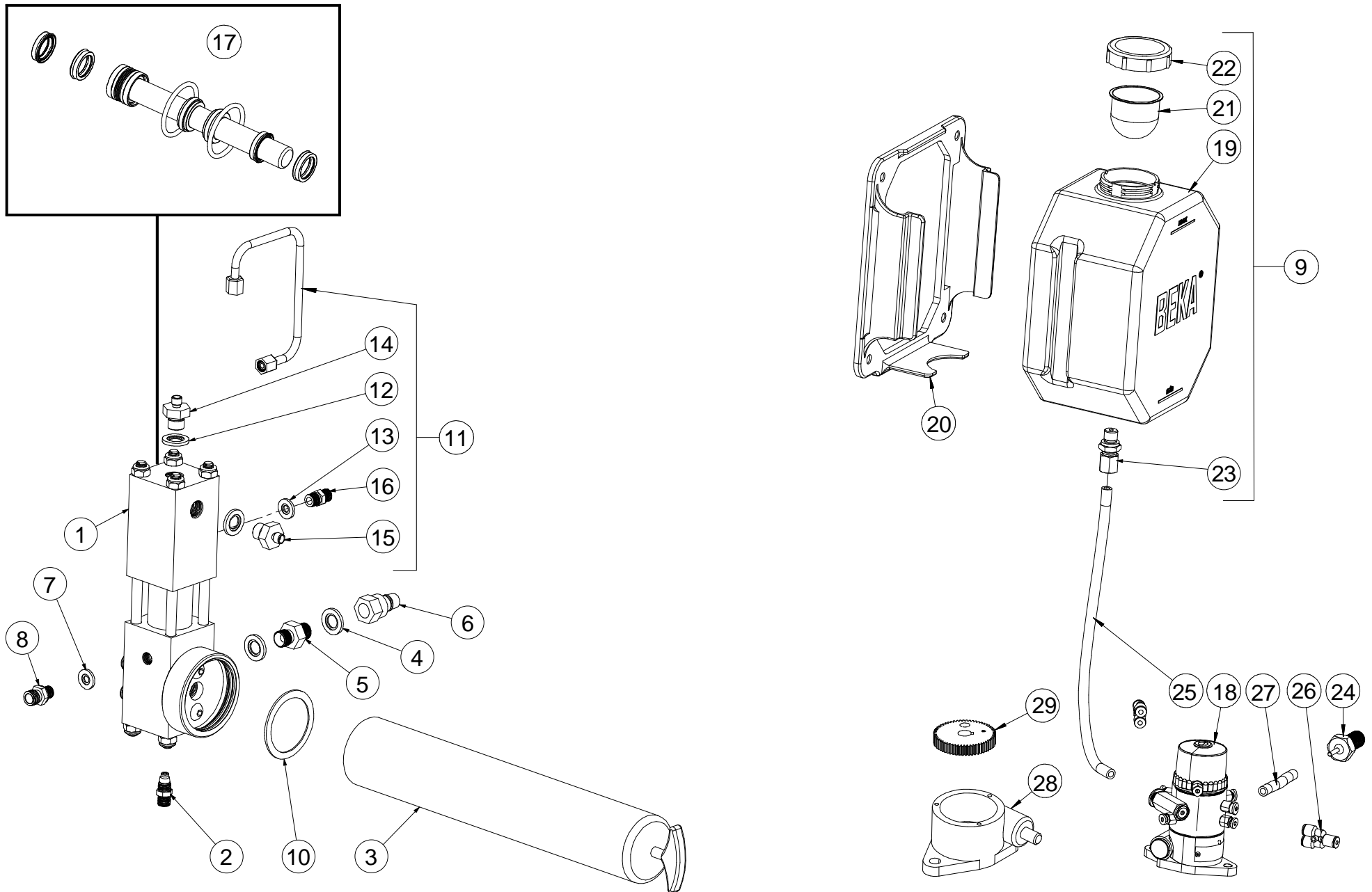


26

No.	Part No	Description	Qty
1	CVA00382	PUMP GREASE ONLY FOR F5 BALER	1
2	CVA00184	GREASE GUN CARTRIDGE HOUSING	1
3	CVA00167	GREASE MASTER 8-WAY	1
4	CVA00166	GREASE BLOCK 10-WAY	4
12	CFA00549	6LL FITTING STRAIGHT	1
13	CFA00543	6LL FITTING ELBOW	1
14	CFA00681	6LL UNION (COMPLETE)	1
15	CFA00682	COMPRESSION NUT	1
16	CFA00544	6LL COUPLING NUT	1
17	CVA00172	VALVE CHECK 1/8" - M6LL BODY	1
18	CFA00683	BRASS OLIVE	1
19	CFA00545	STEEL OLIVE	1
20	CHY02323	HOSE STUD ELBOW	1
21	CHY02324	HOSE STUD STRAIGHT	1
22	CHY02325	THREADED SLEEVE	1
23	CHY02612	VALVE SVTE MANUAL GREASE NIPPLE	1
24	CHY02986	VALVE SVTS-350-R1/8 MANUAL GREASE NIPPLE	1
25	CHY01061	OIL WICK KIT FULL BALER RANGE	1
<i>CONTAINS 4 SEPARATE WICKS FOR ANY MCHALE BALER MODEL (REPLACES CHY00609 SINGLE WICK)</i>			
26	CHY02370	SPARES KIT FOR OIL GREASER	1

No.	Part No	Description	Qty
-----	---------	-------------	-----

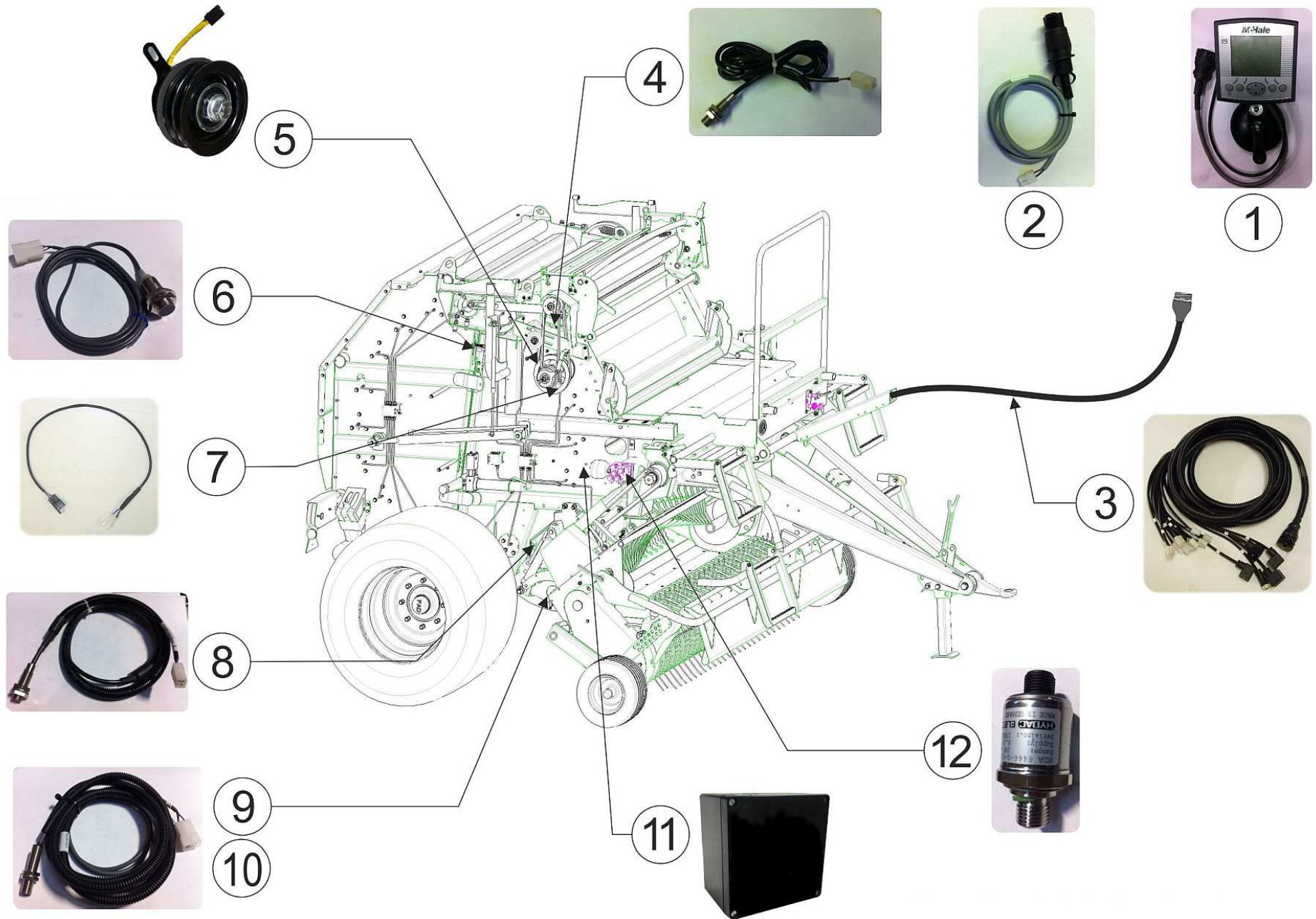
Oil & Grease systems 2 (187)



No.	Part No	Description	Qty
1	CVA00382	PUMP GREASE ONLY FOR F5 BALER	1
<i>ROUND GREASE PUMP (REPLACES CVA00145 SQUARE GREASE PUMP SHOWN)</i>			
2	CVA00172	VALVE CHECK 1/8" - M6LL BODY	1
3	CVA00184	GREASE GUN CARTRIDGE HOUSING	1
4	CHY00015	WASHER DOWTY 1/4"	2
5	CHY02010	ADAPTOR 1/4" BSP M/M	1
6	CHY02328	QUICK RELEASE 1/4" MALE	1
7	CHY00195	WASHER DOWTY 1/8"	1
8	CHY00198	1/8" TO 12X1MM M-M BSP/METRIC	1
9	CHY00868	BEKA OIL TANK ASSY	1
<i>INCLUDES ITEMS 19 TO 23</i>			
10	CSE00613	SEAL GREASE CARTRIDGE	1
11	REP00039	REPAIR KIT INCREASE GREASE USAGE	1
<i>INCLUDES ITEMS 12 TO 16</i>			
12	CHY00015	WASHER DOWTY 1/4"	2
13	CHY00195	WASHER DOWTY 1/8"	1
14	CHY02528	HYD ADAPTOR M/M 1/4"-6L	1
15	CHY02529	HYD ADAPTOR M/M 1/4" 1/8"	1
16	CFA00779	FITTING 1/8"-6L ADAPTOR	1
17	CRA00563	PISTON KIT OILER GREASER	1
18	CVA00564	BEKA OIL PUMP	1
18a	CBC00024	SCREW CAP BLACK FOR CVA00564	1
<i>REPLACEMENT BLACK SCREW CAP FOR TOP OF BEKA OIL PUMP</i>			
18b	CVA10044	THREADED ADJUSTER BEKA OIL PUMP	AR
<i>REPLACEMENT THREADED ADJUSTER FOR BEKA OIL PUMP</i>			
19	CHY00869	BEKA OIL TANK	1
20	CHY00870	BEKA OIL TANK BRACKET	1
21	CHY00871	BEKA OIL TANK FILTER	1
22	CHY00872	BEKA OIL TANK CAP	1
23	CHY00873	BEKA OIL TANK FITTING	1
24	CVA00563	BEKA OIL PUMP DRIVE	1
25	CHY00892	TUBE 10X8X300 OILER TANK	1
25a	CVA10046	PUSH FITTING 10 G 1/8 BEKA OIL PUMP	1
26	CHY00893	BEKA OILER TEE PIECE	2
27	CBE00172	BEKA OIL PUMP DRIVE LINE PIPE	1
27a	CFA00644	JUBILEE CLIP 13MM-20MM	2
28	CVA00573	BEKA OIL PUMP GEARBOX	1
<i>REPLACEMENT BASE UNIT FOR BEKA OIL PUMP CVA00564</i>			
29	CVA00574	BEKA OIL PUMP SPUR GEAR	1
<i>REPLACEMENT SPUR GEAR FOR BEKA OIL PUMP CVA00564</i>			
30	CHY02881	POLYAMIDE 4MM FLEXI OILER PIPE	AR
30a	CVA10045	PUSH FITTING 4 G 1/8 BEKA OIL PUMP	AR
31	CHY01061	OIL WICK KIT FULL BALER RANGE	1
<i>CONTAINS 4 SEPARATE WICKS FOR ANY MCHALE BALER MODEL (REPLACES CHY00609 SINGLE WICK)</i>			

No.	Part No	Description	Qty
-----	---------	-------------	-----

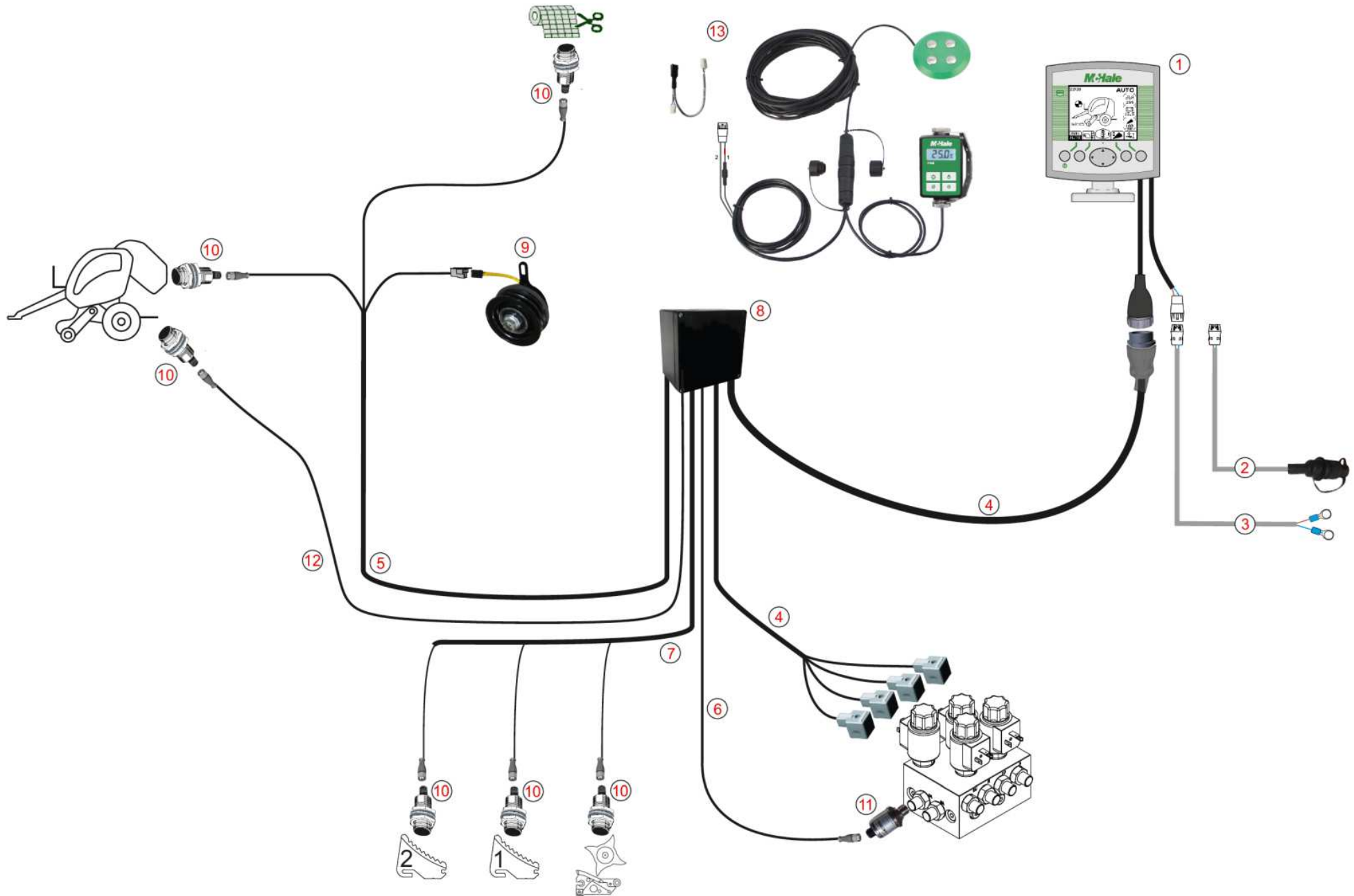
Electrical control [Up to Serial No 709205] (759)



No.	Part No	Description	Qty
1	CEL00692	G-WIZ CONTROL UNIT	1
2	CEL00064	EURO LEAD	1
3	CEL00683	LOOM G-WIZ F5500 37 WAY CPC	1
4	CEL00262	SENSOR 1.8M NETTER F5 BALER	1
5	CEL00259	MAGNETIC CLUTCH UNIT 12V	1
6	CEL00616	SENSOR ASSY PROXIMITY 18MM NPN	1
7	CEL00211	LOOM CLUTCH NET UNIT	1
8	CEL00743	SENSOR MAGNETIC 800MM ARMoured	1
9	CEL00718	SENSOR ASSY PROXIMITY 4MM RANGE	1
10	CEL00722	SENSOR ASSY PROXIMITY 4MM RANGE	1
<i>USED ON SELECTABLE KNIFE MACHINES ONLY</i>			
11	CEL00883	JUNCTION BOX ABS PLASTIC GREY (120X120X80)	1
12	CEL00304	PRESSURE TRANSMITTER 0-250BAR M12	1

No.	Part No	Description	Qty
-----	---------	-------------	-----

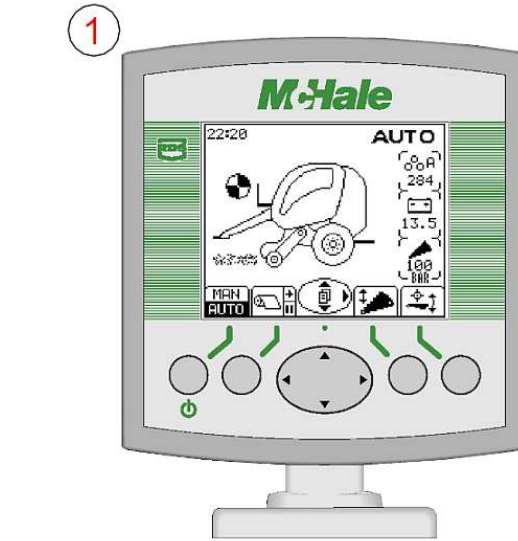

Electrical control [From Serial No 709206] (946)



No.	Part No	Description	Qty
1	CEL00692	G-WIZ CONTROL UNIT	1
2	CEL00064	LOOM COBO WHITE CON EURO LEAD	1
3	CEL00031	BATTERY TO CONTROL UNIT POWER LEAD	1
4	CEL00934	F5500 MAIN LOOM SERIAL 709206+	1
5	CEL00935	F5500 CHAMBER LOOM SERIAL 709206+	1
6	CEL00936	M12-AMP PRESS. SENSOR CABLE 1M	1
7a	CEL00905	V6 MK3 KNIFE/FLOOR SENSOR LOOM	1
<i>USED ON STANDARD KNIFE MACHINES ONLY</i>			
7b	CEL00910	V6 MK3 SELECT KNIFE SENS LOOM	1
<i>USED ON SELECTABLE KNIFE MACHINES ONLY</i>			
8	CEL00883	JUNCTION BOX ABS PLASTIC GREY (120X120X80)	1
9	CEL00259	MAGNETIC CLUTCH UNIT 12V	1
10	CEL00767	SENSOR M18 PROX M12 PLUG	4
<i>INCREASE QTY BY 1 WITH EITHER SELECTABLE KNIVES OR OPTIONAL BALE KICKER SENSOR</i>			
11	CEL00304	PRESSURE TRANSMITTER 0-250BAR M12	1
12	CEL00992	ADAPTER M12 - 6WAY AMP 2500MM	1
<i>USED WITH OPTIONAL BALE KICKER SENSOR ONLY</i>			
13	KST00094	BALER MOISTURE SENSER KIT COMP	1
13a	CEL00034	TWO-WAY BREAKOUTS	1
13b	CEL01589	MOISTURE SENSOR PAD	1
13c	CEL01822	MOISTURE SENSOR CABLE & CONNECTOR	1
<i>COIL OF CABLE WITH CONNECTOR GOING FROM SENSOR PAD TO TRACTOR CAB</i>			

No.	Part No	Description	Qty
-----	---------	-------------	-----

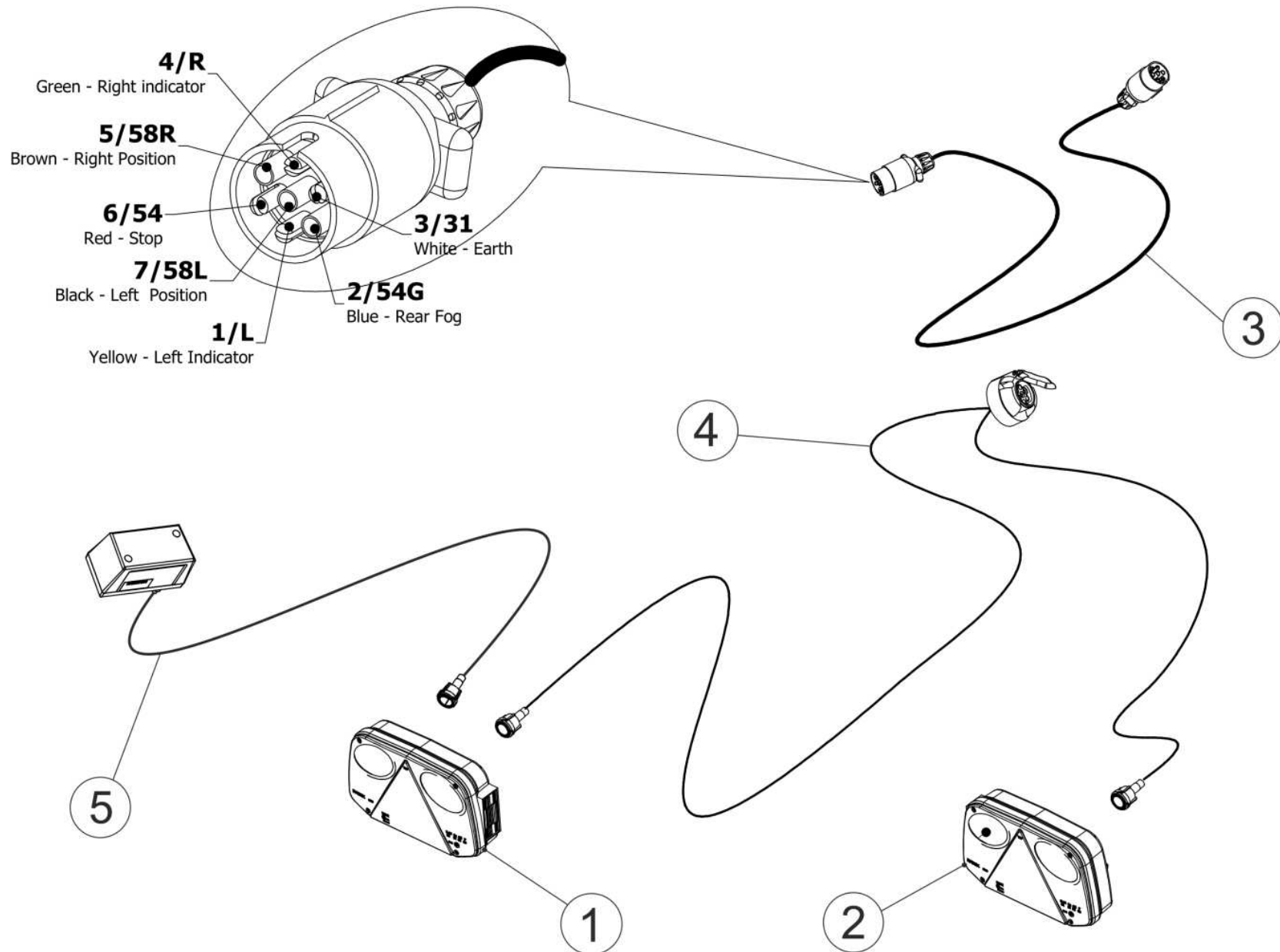
G-Wiz control unit (1076)



No.	Part No	Description	Qty
1	CEL00692	CTRL G-WIZ F5	1
1	CEL00920	CTRL G-WIZ F5 RECON	1
1	CEL00908	CTRL G-WIZ V640	1
<i>USED ON V640 MACHINES BETWEEN SERIAL No 801350 & 805000</i>			
1	CEL00921	CTRL G-WIZ V640 RECON	1
<i>USED ON V640 MACHINES BETWEEN SERIAL No 801350 & 805000</i>			
2	CEL00747	OVERLAY SCREEN G-WIZ	1
3	CEL00379	G-WIZ CONTROL UNIT SCREEN	1
4	CEL01517	G-WIZ CONTROL UNIT BUZZER	1
<i>BUZZER VOLUME IS REDUCED SIGNIFICANTLY BY FITTING GROMMET (ITEM 18)</i>			
5	CEL00380	G-WIZ KEYPAD MEMBRANE	1
6	CEL00064	LOOM COBO WHITE CON EURO LEAD	1
6	CEL01581	POWER LEAD USA	1
<i>NORTH AMERICA ONLY</i>			
7	CEL00010	EURO SOCKET TO BATT POWER LEAD	1
8	CEL00762	SOFTWARE UPLOAD CABLE G-WIZ	1
9	CEL00031	BAT POWER LEAD CTRL BOX DIRECT	1
10	KST00070	CONTROL UNIT MOUNTING BRACKETS	1
11	CPL00007	VACUUM PAD FLAT BACK	1
12	CEL00027	TERM CRIMP TAB AMP NO 42565-2	1
13	CEL00098	CON HSG TAB 2 WAY AMP 180924-0	1
14	CEL00333	BACKSHELL, TYCO/AMP, CPC	1
15	CEL00335	CRIMP SOCKET, TIN CPC 24-20AWG	1
16	CEL00331	CONN. SOCKET HOUSING CPC 37WAY	1
17	CEL00365	CTRL UNIT CONNECTOR LOCK RING	1
18	CFA02383	G-WIZ BUZZER GROMMET	1
<i>(ITEM 4) BUZZER VOLUME IS REDUCED SIGNIFICANTLY BY FITTING THIS GROMMET</i>			

No.	Part No	Description	Qty
-----	---------	-------------	-----

Electrical lighting kit (760)



No.	Part No	Description	Qty
0	CEL00943	ELECTRICAL LIGHTING KIT- RADEX <i>(INCLUDES ITEMS 1 THROUGH 4) CEL01691 CAN ALSO BE USED AS AN ALTERNATIVE</i>	1
1	CEL00700	TAIL LIGHT RADEX LEFT <i>COMPLETE LIGHT UNIT LHS</i>	1
1a	CEL00788	LIGHT LENS RADEX 2800 LHS <i>LENS ONLY LHS</i>	1
1b	CEL00951	RADEX RED PLUG KIT (LEFT) <i>KIT CONTAINS CONNECTOR, HANDLE, CABLE-PROTECTION & 5x CRIMP TERMINALS</i>	1
2	CEL00701	TAIL LIGHT RADEX RIGHT <i>COMPLETE LIGHT UNIT RHS</i>	1
2a	CEL00787	LIGHT LENS RADEX 2800 RHS <i>LENS ONLY RHS</i>	1
2b	CEL00950	RADEX GREEN PLUG KIT (RIGHT) <i>KIT CONTAINS CONNECTOR, HANDLE, CABLE-PROTECTION & 5x CRIMP TERMINALS</i>	1
3	CEL00765	LIGHTING LOOM EXTENSION	1
3	CEL01568	LIGHT LOOM EXTENSION, 3000MM, USA <i>USED ON MACHINES WITHIN THE USA & CANADA ONLY (NO NEED FOR CEL01505 ADAPTOR)</i>	1
3a	CEL01505	LIGHT LOOM ADAPTER (AMERICA) <i>USED TO CONNECT LIGHTING ON MACHINES WITHIN THE USA & CANADA</i>	1
3b	CEL01587	7 PIN LIGHTING PLUG SAE J560	1
4	CEL00764	LIGHTING LOOM <i>CEL01690 CAN ALSO BE USED AS AN ALTERNATIVE</i>	1
5	CEL00720	REG PLATE LIGHT 900MM (RADEX) <i>USED ON F5 SERIES UP TO SERIAL No 714003 (1300MM ALTERNATIVE CEL00972)</i>	1
5	CEL01662	REG LIGHT TYPE APPROVED 900MM <i>USED ON F5 SERIES FROM SERIAL No 714004 (1300MM ALTERNATIVE CEL01663)</i>	1

No.	Part No	Description	Qty
-----	---------	-------------	-----

Camera & monitor kit (1079)

1



2



3



4



5a



5b



6



7



8



9



9a



10



11



12



13

Kit containing these 3 items

14



15



16



17

Kit containing these 3 items

18



19



20



21



22



23

Kit containing all of these items

No.	Part No	Description	Qty
1	CEL00961	CAMERA MALE PHONO CONNECTOR	1
2	CEL01371	RCA PHONO SOCKET FEMALE 2WAY	1
3	CEL01593	DOUBLE PHONO ADAPTOR	1
4	CEL01630	FUSE 250MA 5X20MM GLASS	1
4	CEL01631	FUSE 500MA 5X20MM GLASS	1
5a	CEL01609	ISOCAN - FENDT CAMERA ADAPTOR	1
5b	CEL01747	4 PIN - FENDT CAMERA ADAPTER	1
6	CEL01520	SECOND CAMERA POWER ADAPTER	1
7	CEL01585	PHONO TO CAMERA CONNECTOR	1
8	CEL01532	TWIN CAMERA ADAPTER	1
9	KST00074	CAMERA MOUNTING KIT	1
<i>INCLUDES CONNECTOR CABLE (ITEM 9a)</i>			
9a	CEL00034	LOOM POWER CCTV & AUTO CONT'	1
10	CEL00903	CAMERA-ISOCAN SIGNAL CABLE	1
11	CEL00900	COLOUR CAMERA MK1	1
12	CEL01541	CAMERA EXTENSION 5M HIGH-FLEX	1
13	KST00064	2ND CAMERA KIT ISOCAN	1
<i>INCLUDES ITEMS 10, 11 & 12</i>			
14	CEL01506	CAMERA MONITOR	1
15	CEL01550	CAMERA EXTENSION CABLE 10M	1
15	CEL01556	CAMERA EXTENSION CABLE 3M	1
16	CEL01533	COLOUR CAMERA MK2	1
17	KST00068	CAMERA & MONITOR KIT	1
<i>INCLUDES ITEMS 14, 15 & 16</i>			
18	CEL01655	QUAD CAMERA MONITOR	1
19	CEL00064	LOOM COBO WHITE CON EURO LEAD	1
20	CEL01550	CAMERA EXTENSION CABLE 10M	2
21	CEL01533	COLOUR CAMERA MK2	2
22	ATR00047	DOUBLE CAMERA BRACKET COMP ASSY	1
23	KST00100	DUAL CAMERA COMP KIT FRT MOWER	1
<i>INCLUDES ITEMS 18, 19, 20, 21 & 22</i>			

No.	Part No	Description	Qty
-----	---------	-------------	-----

Decals 1 (755)



ATTENTION! ELEMENTS ROTATIFS. DANGER PAR SUITE DE PROJECTION DE CORPS ÉTRANGERS. ÉLOIGNER TOUTE PERSONNE DE LA ZONE DANGEREUSE.

WARNING! ROTATING ELEMENTS. DANGER DUE TO PROJECTION OF FOREIGN OBJECTS. KEEP ALL PERSONS AWAY FROM THE DANGER AREA.

VORSICHT! NACHLAUFENDE TEILE. GEFÄHR DURCH FORTGESCHLEUDERTE FREIWERKZEUGE. PERSONEN AUS DEM DEFÄHREBEREICH VERWEISEN.

ATENCIÓN! ELEMENTOS ROTATIVOS. PELIGRO DEBIDO A LA PROYECCIÓN DE CUERPOS EXTRAÑOS. ALEJAR A TODA PERSONA DE LA ZONA PELIGROSA.

DANGER

Keep clear of the machine while working.

(CST00014)



Keep hands clear of rotating rollers.

(CST00017)



Keep hands out of crush area.

(CST00019)




DIE RADMUTTERN MÜSSEN TÄGLICH ÜBERPRÜFT WERDEN

VERIFIEZ RÉGULIÈREMENT LE SERRAGE DES ECROUS DES ROUES

UK CHECK WHEEL NUTS DAILY

Check wheel nuts daily.

(CST00020)




Lifting-eye/ lift-hook location.

(CST00032)




Grease daily.

(CST00060)




Do not dismantle. High pressure always.

(CST00056)



Do not stand on the platform when machine is moving or working.

(CST00107)



Keep clear of pickup area with machine/engine running.

(CST00108)




Read instruction manual before use.

(CST00110)



Avoid hydraulic fluid escaping under pressure.

(CST00111)



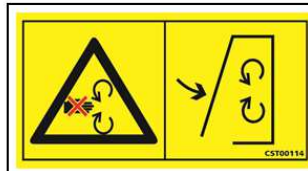
Remove key from tractor before performing maintenance.

(CST00113)

No.	Part No	Description	Qty
1	CST00014	DECAL WARNING!ROTATING ELEMENT	1
2	CST00017	DECAL ROTATING ELEMENTs 214	4
3	CST00019	DECAL CRUSHED HAND	2
4	CST00020	DECAL CHECK WHEEL NUTS	2
5	CST00032	DECAL LIFTING HOOK	4
6	CST00060	DECAL GREASE GUN	6
7	CST00056	DECAL ACCUMULATOR WARNING	1
8	CST00107	DECAL NO STANDING ON PLATFORM	1
9	CST00108	DECAL ROTATING PICK UP REEL	2
10	CST00110	DECAL READ MANUAL	1
11	CST00111	DECAL HYDRAULIC WARNING	1
12	CST00113	DECAL REMOVE KEY	1


No.	Part No	Description	Qty
-----	---------	-------------	-----

Decals 2 (756)



Close protective covers before operating the machine.

(CST00114)



Slowly release hydraulic pressure before carrying out maintenance.

(CST00115)



Ensure tyre pressure is at 1.38 BAR (20 P.S.I.).

(CST00119)



Keep hands out of crush area between roller & chassis rail.

(CST00120)



Maximum hydraulic pressure & PTO speed.

(CST00121)



General Warnings!

(CST00134)



Ensure that bystanders are outside the “**danger zone**” before operating tailgate.

(CST00140)



To avoid injury stay clear of the “**danger zone**” while machine is operating.

(CST00141)



Never adjust or reach into the netter unless the PTO has been disengaged and tractor shut down.

(CST00142)



Stay clear of rotating PTO shaft. Entanglement in rotating drive line can cause serious injury or death.

(CST00143)




Crush Hazard. Keep hands clear of rotating elements.

(CST00144)

No.	Part No	Description	Qty
1	CST00114	DECAL CLOSE PROTECTIVE COVERS	2
2	CST00115	DECAL ACCUMULATOR PRESSURE	1
3	CST00119	DECAL TYRE PRESSURE	2
4	CST00120	DECAL CRUSHED HAND	2
5	CST00121	DECAL OIL PRESSURE/PTO RPM	1
6	CST00134	DECAL GENERIC WARNINGS	1
7	CST00140	DECAL MAN CAUGHT IN DOOR	2
8	CST00141	DECAL DRAWBAR SWING	1
9	CST00142	DECAL HAND IN CHAIN SPROCKET	3
10	CST00143	DECAL MAN CAUGHT IN PTO	1
11	CST00144	DECAL HAND ENTRAPMENT 231	2


No.	Part No	Description	Qty
-----	---------	-------------	-----

Decals 3 (757)




Disconnect the power supply and turn off the tractor if welding or working on the electrical system.

(CST00145)



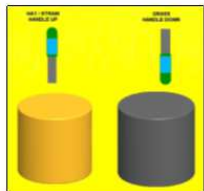
To avoid injury stay clear of tailgate while it is being raised and lowered.

(CST00146)



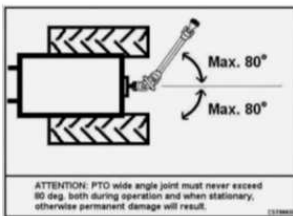
The control lever operating the pick-up reel should be in the 'float' position.

(CST00609)



Handle UP when baling hay or straw.
Handle DOWN when baling silage or grass.

(CST00656)



The PTO wide angle joint must never exceed 80°, or permanent damage may result.


(CST00658)

ATTENTION: PTO wide angle joint must never exceed 80 deg. both during operation and when stationary, otherwise permanent damage will result.



McHale logo

(CST00710)



Wheel direction.

(CST00711)

DIRECTION OF WHEEL ROTATION

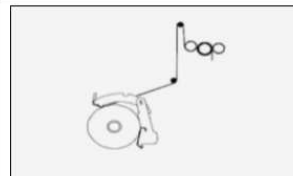
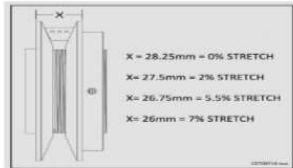


Diagram of net path through feeding rollers.


(CST00713)



Variable pulley settings to adjust the tension of the net.


(CST00716)

X = 28.25mm = 0% STRETCH
X = 27.5mm = 2% STRETCH
X = 26.75mm = 5.5% STRETCH
X = 26mm = 7% STRETCH



Always lock the tailgate in place before working on the open bale chamber.

(CST00769)



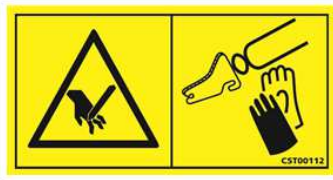
Electrical hazard warning on control box.

(CST00877)

No.	Part No	Description	Qty
1	CST00145	DECAL DISCONNECT POWER SUPPLY	1
2	CST00146	DECAL MAN BEHIND BALER	2
3	CST00609	DECAL REEL FLOTATION	1
4	CST00656	DECAL PROXIMITY SENSOR	1
5	CST00658	DECAL PTO MAX OPERATING ANGLE	1
6	CST00710	DECAL MCHALE LOGO (BACK DOOR)	1
7	CST00711	DECAL WHEEL ROTATION	2
8	CST00713	DECAL NET PATH	1
9	CST00716	DECAL NET PULLEY ADJ SCALE	1
10	CST00769	DECAL DOOR LOCK F5000	3
11	CST00877	ELECTRICAL HAZARD WARNING CONTROL BOXES	1

No.	Part No	Description	Qty
-----	---------	-------------	-----

Decals 4 (758)



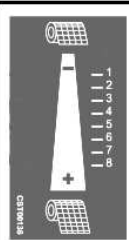
Remove knives with the correct tool & wear protective gloves.

(CST00112)



Knife release lever position, horizontal-locked, vertical-unlocked. Standard knives

(CST00118)



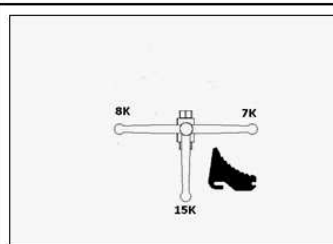
Net amount setting.

(CST00136)



Knife release lever position, horizontal-unlocked, vertical-locked. German knives

(CST00606)

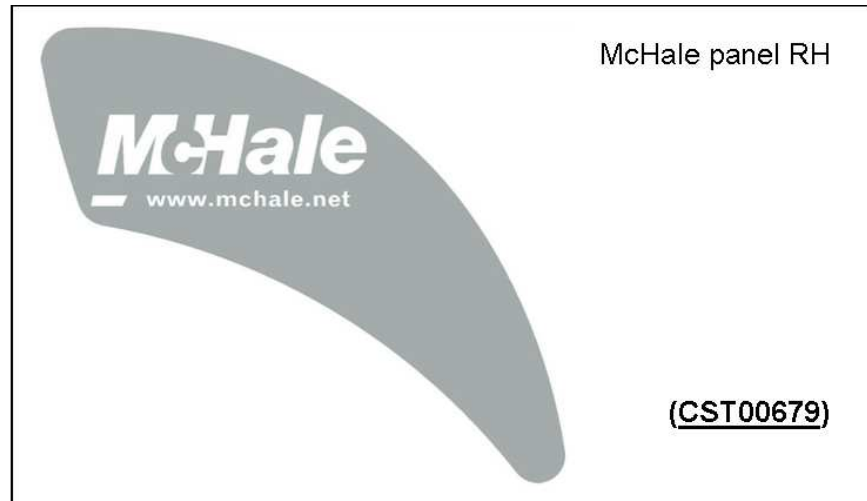


Knife selection tap **F5500**.

Only applicable to machines with selectable knife option.


7/8/15 Knives (CST00714)

12/13/25 Knives (CST00793)



McHale panel RH

(CST00679)



McHale panel LH

(CST00680)



Model Series

(CST00709)

No.	Part No	Description	Qty
1	CST00112	DECAL WARNING!SHARP KNIVES	2
2	CST00118	DECAL KNIFE LOCK POSITION	1
3	CST00136	DECAL FUSION NETTER AMOUNT	1
4	CST00606	DECAL GERMAN KNIFE LOCK	1
<i>GERMAN KNIVES ONLY - UP TO SERIAL No 710086</i>			
5	CST00714	DECAL KNIFE SELECT 7-8-15K	1
5	CST00793	DECAL KNIFE SELECT 12-13-25K	1
6	CST00679	DECAL RHS RECESS MCHALE	1
7	CST00680	DECAL LHS RECESS MCHALE	1
8	CST00709	DECAL F5500 LOGO	3

No.	Part No	Description	Qty
-----	---------	-------------	-----